

**Western Blvd - 47th Street - TMC**

Tue Jun 6, 2023

Full Length (1 PM-1 PM (+1))

All Classes (Lights, Articulated Trucks, Buses and Single-Unit Trucks, Pedestrians, Bicycles on Road, Bicycles on Crosswalk)

All Movements

ID: 1079434, Location: 41.808421, -87.683869

Provided by: Fish Transportation Group Inc.

1950 N Washington Street, Suite 211,

Naperville, IL, 60563, US

Leg Direction	Western Blvd Southbound						47th Street Westbound						Western Blvd Northbound						47th Street Eastbound						Int
	R	T	L	U	App	Ped*	R	T	L	U	App	Ped*	R	T	L	U	App	Ped*	R	T	L	U	App	Ped*	
2023-06-06 1:00PM	44	481	136	0	<b>661</b>	26	66	265	15	0	<b>346</b>	32	57	580	27	0	<b>664</b>	54	18	334	72	0	<b>424</b>	4	<b>2095</b>
2:00PM	39	806	162	0	<b>1007</b>	25	64	364	15	0	<b>443</b>	17	63	637	49	1	<b>750</b>	33	21	341	72	0	<b>434</b>	1	<b>2634</b>
3:00PM	39	1062	199	0	<b>1300</b>	30	106	390	29	0	<b>525</b>	22	59	694	38	0	<b>791</b>	61	25	330	70	0	<b>425</b>	9	<b>3041</b>
4:00PM	58	1137	184	0	<b>1379</b>	33	69	420	37	0	<b>526</b>	23	55	532	26	0	<b>613</b>	29	29	381	60	0	<b>470</b>	0	<b>2988</b>
5:00PM	53	1070	207	0	<b>1330</b>	36	82	390	41	0	<b>513</b>	19	64	583	41	0	<b>688</b>	28	18	360	52	0	<b>430</b>	4	<b>2961</b>
6:00PM	57	755	181	0	<b>993</b>	30	72	367	38	0	<b>477</b>	15	66	480	32	0	<b>578</b>	24	24	305	60	0	<b>389</b>	3	<b>2437</b>
7:00PM	30	440	129	0	<b>599</b>	26	81	320	29	0	<b>430</b>	21	54	337	25	0	<b>416</b>	19	14	295	42	0	<b>351</b>	3	<b>1796</b>
8:00PM	29	360	124	0	<b>513</b>	26	63	269	18	0	<b>350</b>	8	39	288	26	0	<b>353</b>	20	16	281	47	0	<b>344</b>	1	<b>1560</b>
9:00PM	17	277	90	0	<b>384</b>	13	52	189	20	0	<b>261</b>	12	36	203	14	0	<b>253</b>	5	12	216	21	0	<b>249</b>	3	<b>1147</b>
10:00PM	14	242	74	0	<b>330</b>	11	37	160	14	0	<b>211</b>	18	27	144	10	0	<b>181</b>	6	18	166	11	0	<b>195</b>	1	<b>917</b>
11:00PM	9	113	42	0	<b>164</b>	4	21	110	13	0	<b>144</b>	5	19	95	8	0	<b>122</b>	1	7	109	4	0	<b>120</b>	1	<b>550</b>
2023-06-07 12:00AM	3	71	24	0	<b>98</b>	5	14	60	5	0	<b>79</b>	3	5	41	4	0	<b>50</b>	4	4	57	7	0	<b>68</b>	1	<b>295</b>
1:00AM	4	54	22	0	<b>80</b>	2	13	55	2	0	<b>70</b>	0	4	34	3	0	<b>41</b>	2	1	51	10	1	<b>63</b>	0	<b>254</b>
2:00AM	0	36	11	0	<b>47</b>	0	7	33	1	0	<b>41</b>	0	8	45	3	0	<b>56</b>	0	0	47	6	0	<b>53</b>	0	<b>197</b>
3:00AM	1	30	15	0	<b>46</b>	3	19	62	2	0	<b>83</b>	1	11	122	6	0	<b>139</b>	0	1	58	5	0	<b>64</b>	0	<b>332</b>
4:00AM	3	39	23	0	<b>65</b>	3	40	135	2	0	<b>177</b>	1	29	280	6	0	<b>315</b>	7	2	95	17	0	<b>114</b>	0	<b>671</b>
5:00AM	7	88	30	0	<b>125</b>	9	57	222	7	0	<b>286</b>	6	32	686	11	0	<b>729</b>	16	9	195	52	0	<b>256</b>	0	<b>1396</b>
6:00AM	11	186	65	0	<b>262</b>	21	116	225	13	0	<b>354</b>	9	41	908	10	0	<b>959</b>	7	21	199	82	0	<b>302</b>	1	<b>1877</b>
7:00AM	26	335	125	0	<b>486</b>	9	129	351	17	0	<b>497</b>	48	51	1139	30	0	<b>1220</b>	56	22	287	82	0	<b>391</b>	1	<b>2594</b>
8:00AM	28	407	121	0	<b>556</b>	29	128	291	19	0	<b>438</b>	23	44	973	29	0	<b>1046</b>	20	21	355	85	0	<b>461</b>	0	<b>2501</b>
9:00AM	33	308	96	0	<b>437</b>	41	89	312	14	0	<b>415</b>	23	73	625	23	0	<b>721</b>	25	9	303	64	0	<b>376</b>	2	<b>1949</b>
10:00AM	29	311	136	0	<b>476</b>	33	109	315	18	0	<b>442</b>	12	56	487	31	0	<b>574</b>	16	12	252	66	0	<b>330</b>	1	<b>1822</b>
11:00AM	36	333	101	0	<b>470</b>	36	96	337	30	0	<b>463</b>	17	58	526	34	0	<b>618</b>	20	18	319	63	0	<b>400</b>	0	<b>1951</b>
12:00PM	45	393	110	0	<b>548</b>	32	98	355	34	0	<b>487</b>	24	65	514	32	0	<b>611</b>	26	22	312	75	0	<b>409</b>	4	<b>2055</b>
<b>Total</b>	<b>615</b>	<b>9334</b>	<b>2407</b>	<b>0</b>	<b>12356</b>	<b>483</b>	<b>1628</b>	<b>5997</b>	<b>433</b>	<b>0</b>	<b>8058</b>	<b>359</b>	<b>1016</b>	<b>10953</b>	<b>518</b>	<b>1</b>	<b>12488</b>	<b>479</b>	<b>344</b>	<b>5648</b>	<b>1125</b>	<b>1</b>	<b>7118</b>	<b>40</b>	<b>40020</b>
<b>% Approach</b>	5.0%	75.5%	19.5%	0%	-	-	20.2%	74.4%	5.4%	0%	-	-	8.1%	87.7%	4.1%	0%	-	-	4.8%	79.3%	15.8%	0%	-	-	-
<b>% Total</b>	1.5%	23.3%	6.0%	0%	<b>30.9%</b>	-	4.1%	15.0%	1.1%	0%	<b>20.1%</b>	-	2.5%	27.4%	1.3%	0%	<b>31.2%</b>	-	0.9%	14.1%	2.8%	0%	<b>17.8%</b>	-	-
<b>Lights</b>	607	9188	2352	0	<b>12147</b>	-	1568	5457	425	0	<b>7450</b>	-	995	10778	507	1	<b>12281</b>	-	337	5110	1081	1	<b>6529</b>	-	38407
<b>% Lights</b>	98.7%	98.4%	97.7%	0%	<b>98.3%</b>	-	96.3%	91.0%	98.2%	0%	<b>92.5%</b>	-	97.9%	98.4%	97.9%	100%	<b>98.3%</b>	-	98.0%	90.5%	96.1%	100%	<b>91.7%</b>	-	96.0%
<b>Articulated Trucks</b>	3	8	13	0	<b>24</b>	-	17	185	1	0	<b>203</b>	-	1	9	4	0	<b>14</b>	-	0	197	8	0	<b>205</b>	-	446
<b>% Articulated Trucks</b>	0.5%	0.1%	0.5%	0%	<b>0.2%</b>	-	1.0%	3.1%	0.2%	0%	<b>2.5%</b>	-	0.1%	0.1%	0.8%	0%	<b>0.1%</b>	-	0%	3.5%	0.7%	0%	<b>2.9%</b>	-	1.1%
<b>Buses and Single-Unit Trucks</b>	3	137	40	0	<b>180</b>	-	41	349	7	0	<b>397</b>	-	19	165	7	0	<b>191</b>	-	5	322	35	0	<b>362</b>	-	1130
<b>% Buses and Single-Unit Trucks</b>	0.5%	1.5%	1.7%	0%	<b>1.5%</b>	-	2.5%	5.8%	1.6%	0%	<b>4.9%</b>	-	1.9%	1.5%	1.4%	0%	<b>1.5%</b>	-	1.5%	5.7%	3.1%	0%	<b>5.1%</b>	-	2.8%
<b>Bicycles on Road</b>	2	1	2	0	<b>5</b>	-	2	6	0	0	<b>8</b>	-	1	1	0	0	<b>2</b>	-	2	19	1	0	<b>22</b>	-	37
<b>% Bicycles on Road</b>	0.3%	0%	0.1%	0%	<b>0%</b>	-	0.1%	0.1%	0%	0%	<b>0.1%</b>	-	0.1%	0%	0%	0%	<b>0%</b>	-	0.6%	0.3%	0.1%	0%	<b>0.3%</b>	-	0.1%
Pedestrians	-	-	-	-	-	412	-	-	-	-	-	315	-	-	-	-	-	433	-	-	-	-	-	40	-
% Pedestrians	-	-	-	-	-	85.3%	-	-	-	-	-	87.7%	-	-	-	-	-	90.4%	-	-	-	-	-	100%	-
Bicycles on Crosswalk	-	-	-	-	-	71	-	-	-	-	-	44	-	-	-	-	-	46	-	-	-	-	-	0	-
% Bicycles on Crosswalk	-	-	-	-	-	14.7%	-	-	-	-	-	12.3%	-	-	-	-	-	9.6%	-	-	-	-	-	0%	-

\*Pedestrians and Bicycles on Crosswalk. L: Left, R: Right, T: Thru, U: U-Turn

**Western Blvd - 47th Street - TMC**

Tue Jun 6, 2023

Full Length (1 PM-1 PM (+1))

All Classes (Lights, Articulated Trucks, Buses and Single-Unit Trucks, Pedestrians, Bicycles on Road, Bicycles on Crosswalk)

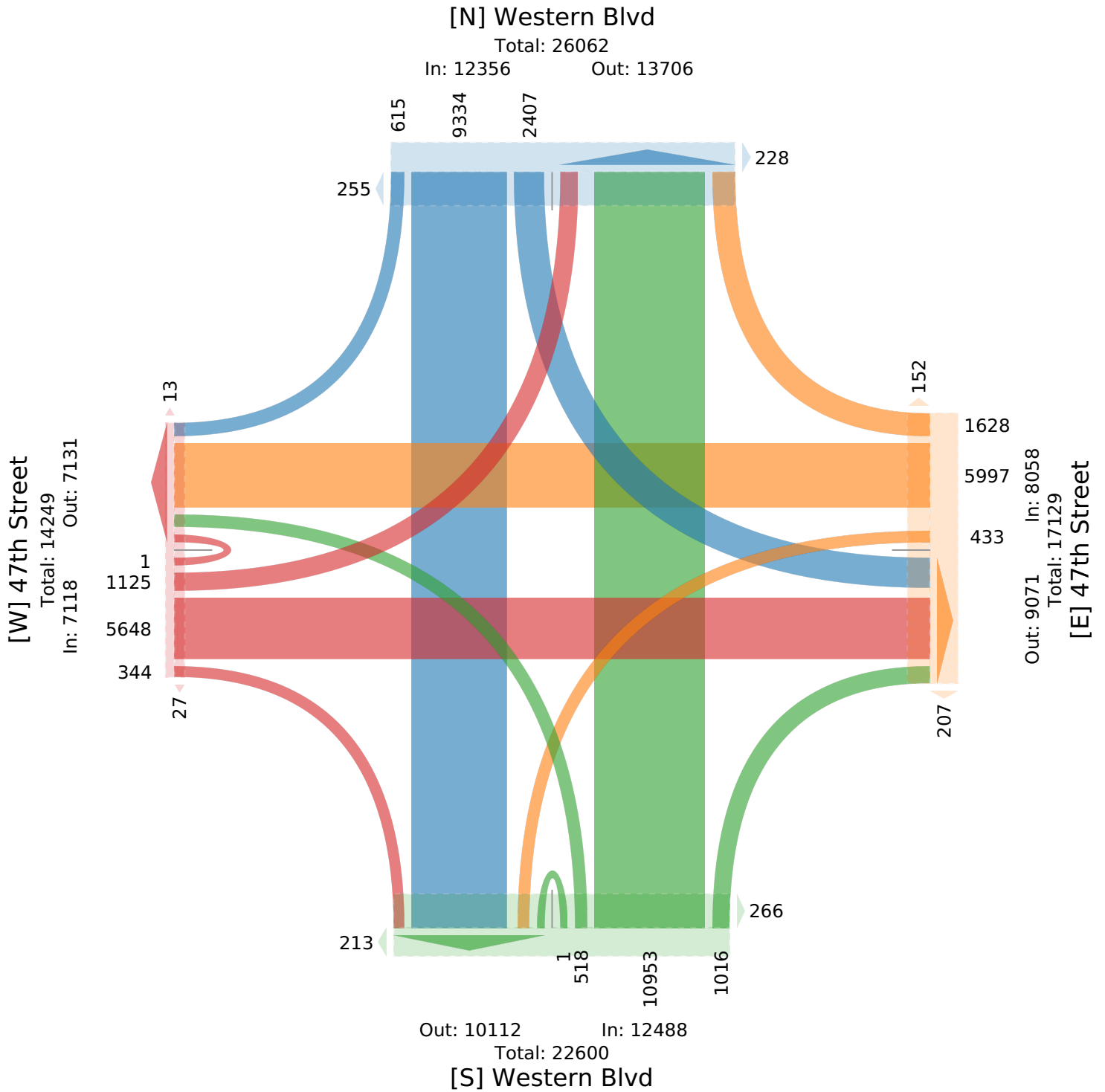
All Movements

ID: 1079434, Location: 41.808421, -87.683869

Provided by: Fish Transportation Group Inc.

1950 N Washington Street, Suite 211,

Naperville, IL, 60563, US



**Western Blvd - 47th Street - TMC**

Tue Jun 6, 2023

Midday Peak (Jun 06 2023 1PM - 2 PM)

All Classes (Lights, Articulated Trucks, Buses and Single-Unit Trucks, Pedestrians, Bicycles on Road, Bicycles on Crosswalk)

All Movements

ID: 1079434, Location: 41.808421, -87.683869

Provided by: Fish Transportation Group Inc.

1950 N Washington Street, Suite 211,

Naperville, IL, 60563, US

Leg Direction	Western Blvd Southbound						47th Street Westbound						Western Blvd Northbound						47th Street Eastbound						
Time	R	T	L	U	App	Ped*	R	T	L	U	App	Ped*	R	T	L	U	App	Ped*	R	T	L	U	App	Ped*	Int
2023-06-06 1:00PM	10	111	44	0	165	14	16	58	4	0	78	13	13	119	6	0	138	24	4	85	19	0	108	2	489
1:15PM	15	130	29	0	174	4	16	76	6	0	98	8	19	161	3	0	183	15	4	95	21	0	120	1	575
1:30PM	9	119	32	0	160	3	22	60	1	0	83	4	12	135	11	0	158	5	7	82	14	0	103	1	504
1:45PM	10	121	31	0	162	5	12	71	4	0	87	7	13	165	7	0	185	10	3	72	18	0	93	0	527
<b>Total</b>	44	481	136	0	661	26	66	265	15	0	346	32	57	580	27	0	664	54	18	334	72	0	424	4	2095
<b>% Approach</b>	6.7%	72.8%	20.6%	0%	-	-	19.1%	76.6%	4.3%	0%	-	-	8.6%	87.3%	4.1%	0%	-	-	4.2%	78.8%	17.0%	0%	-	-	-
<b>% Total</b>	2.1%	23.0%	6.5%	0%	31.6%	-	3.2%	12.6%	0.7%	0%	16.5%	-	2.7%	27.7%	1.3%	0%	31.7%	-	0.9%	15.9%	3.4%	0%	20.2%	-	-
<b>PHF</b>	0.733	0.925	0.773	-	0.950	-	0.750	0.872	0.625	-	0.883	-	0.750	0.879	0.614	-	0.897	-	0.643	0.894	0.857	-	0.895	-	0.913
<b>Lights</b>	44	470	128	0	642	-	58	230	15	0	303	-	57	568	26	0	651	-	18	294	70	0	382	-	1978
<b>% Lights</b>	100%	97.7%	94.1%	0%	97.1%	-	87.9%	86.8%	100%	0%	87.6%	-	100%	97.9%	96.3%	0%	98.0%	-	100%	88.0%	97.2%	0%	90.1%	-	94.4%
<b>Articulated Trucks</b>	0	1	2	0	3	-	4	9	0	0	13	-	0	0	0	0	0	-	0	19	1	0	20	-	36
<b>% Articulated Trucks</b>	0%	0.2%	1.5%	0%	0.5%	-	6.1%	3.4%	0%	0%	3.8%	-	0%	0%	0%	0%	0%	-	0%	5.7%	1.4%	0%	4.7%	-	1.7%
<b>Buses and Single-Unit Trucks</b>	0	10	6	0	16	-	4	26	0	0	30	-	0	12	1	0	13	-	0	16	1	0	17	-	76
<b>% Buses and Single-Unit Trucks</b>	0%	2.1%	4.4%	0%	2.4%	-	6.1%	9.8%	0%	0%	8.7%	-	0%	2.1%	3.7%	0%	2.0%	-	0%	4.8%	1.4%	0%	4.0%	-	3.6%
<b>Bicycles on Road</b>	0	0	0	0	0	-	0	0	0	0	0	-	0	0	0	0	0	-	0	5	0	0	5	-	5
<b>% Bicycles on Road</b>	0%	0%	0%	0%	0%	-	0%	0%	0%	0%	0%	-	0%	0%	0%	0%	0%	-	0%	1.5%	0%	0%	1.2%	-	0.2%
<b>Pedestrians</b>	-	-	-	-	-	22	-	-	-	-	-	30	-	-	-	-	-	53	-	-	-	-	-	4	
<b>% Pedestrians</b>	-	-	-	-	-	84.6%	-	-	-	-	-	93.8%	-	-	-	-	-	98.1%	-	-	-	-	-	100%	
<b>Bicycles on Crosswalk</b>	-	-	-	-	-	4	-	-	-	-	-	2	-	-	-	-	-	1	-	-	-	-	-	0	
<b>% Bicycles on Crosswalk</b>	-	-	-	-	-	15.4%	-	-	-	-	-	6.3%	-	-	-	-	-	1.9%	-	-	-	-	-	0%	

\*Pedestrians and Bicycles on Crosswalk. L: Left, R: Right, T: Thru, U: U-Turn

**Western Blvd - 47th Street - TMC**

Tue Jun 6, 2023

Midday Peak (Jun 06 2023 1PM - 2 PM)

All Classes (Lights, Articulated Trucks, Buses and Single-Unit Trucks, Pedestrians, Bicycles on Road, Bicycles on Crosswalk)

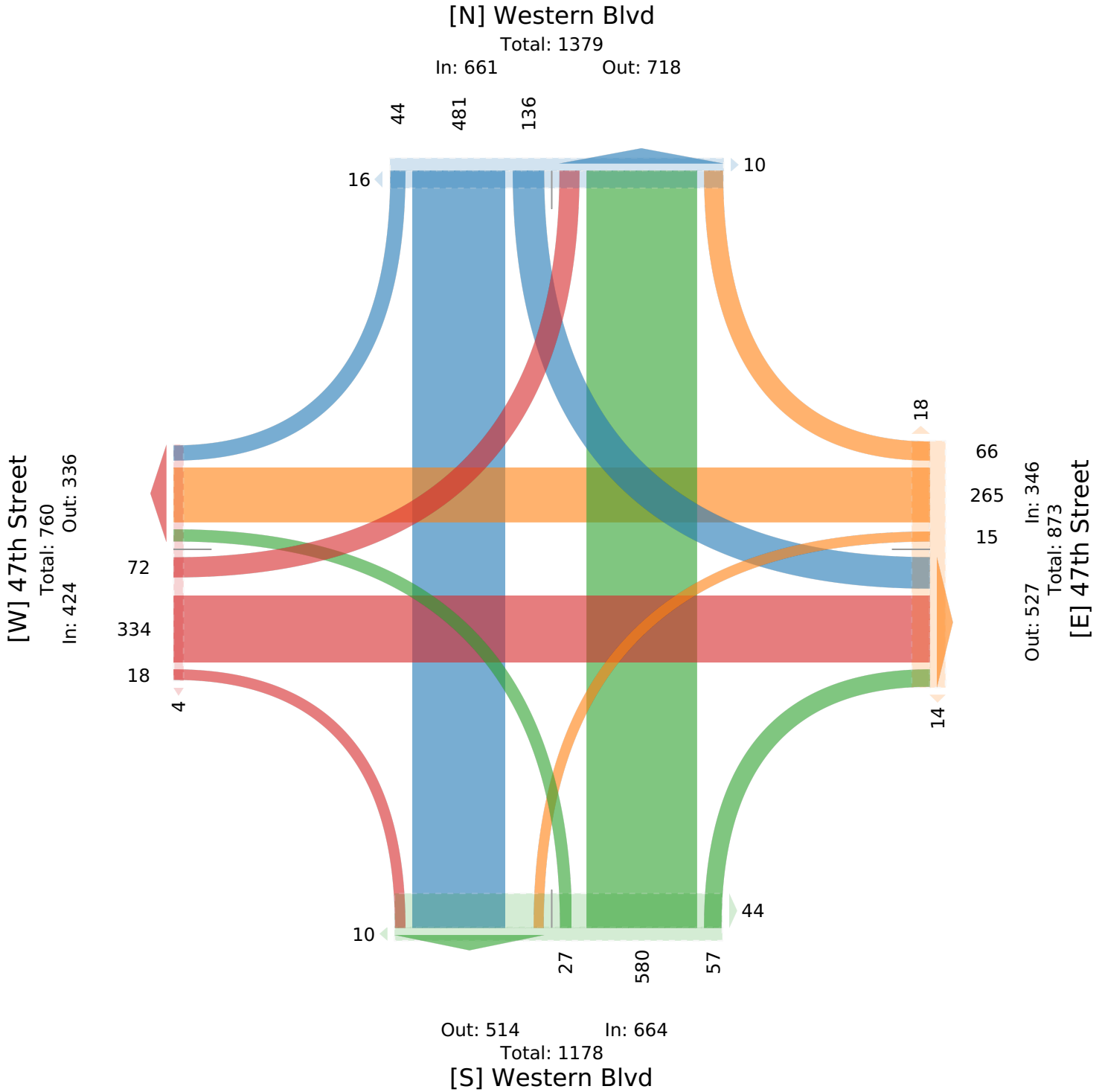
All Movements

ID: 1079434, Location: 41.808421, -87.683869

Provided by: Fish Transportation Group Inc.

1950 N Washington Street, Suite 211,

Naperville, IL, 60563, US



**Western Blvd - 47th Street - TMC**

Tue Jun 6, 2023

PM Peak (Jun 06 2023 3:30PM - 4:30 PM) - Overall Peak Hour

All Classes (Lights, Articulated Trucks, Buses and Single-Unit Trucks, Pedestrians, Bicycles on Road, Bicycles on Crosswalk)

All Movements

ID: 1079434, Location: 41.808421, -87.683869

Provided by: Fish Transportation Group Inc.

1950 N Washington Street, Suite 211,

Naperville, IL, 60563, US

Leg Direction	Western Blvd Southbound						47th Street Westbound						Western Blvd Northbound						47th Street Eastbound						Int
	R	T	L	U	App	Ped*	R	T	L	U	App	Ped*	R	T	L	U	App	Ped*	R	T	L	U	App	Ped*	
2023-06-06 3:30PM	9	303	55	0	<b>367</b>	5	29	81	9	0	<b>119</b>	1	14	180	8	0	<b>202</b>	22	6	83	14	0	<b>103</b>	3	<b>791</b>
3:45PM	9	257	51	0	<b>317</b>	12	21	90	10	0	<b>121</b>	9	9	166	8	0	<b>183</b>	5	5	84	23	0	<b>112</b>	0	<b>733</b>
4:00PM	13	271	47	0	<b>331</b>	9	17	109	6	0	<b>132</b>	7	20	140	9	0	<b>169</b>	5	7	96	11	0	<b>114</b>	0	<b>746</b>
4:15PM	12	290	44	0	<b>346</b>	9	17	99	13	0	<b>129</b>	5	12	154	8	0	<b>174</b>	14	10	98	17	0	<b>125</b>	0	<b>774</b>
<b>Total</b>	43	1121	197	0	<b>1361</b>	35	84	379	38	0	<b>501</b>	22	55	640	33	0	<b>728</b>	46	28	361	65	0	<b>454</b>	3	<b>3044</b>
<b>% Approach</b>	3.2%	82.4%	14.5%	0%	-	-	16.8%	75.6%	7.6%	0%	-	-	7.6%	87.9%	4.5%	0%	-	-	6.2%	79.5%	14.3%	0%	-	-	-
<b>% Total</b>	1.4%	36.8%	6.5%	0%	<b>44.7%</b>	-	2.8%	12.5%	1.2%	0%	<b>16.5%</b>	-	1.8%	21.0%	1.1%	0%	<b>23.9%</b>	-	0.9%	11.9%	2.1%	0%	<b>14.9%</b>	-	-
<b>PHF</b>	0.808	0.925	0.895	-	<b>0.929</b>	-	0.724	0.869	0.731	-	<b>0.949</b>	-	0.688	0.889	0.917	-	<b>0.901</b>	-	0.700	0.918	0.707	-	<b>0.906</b>	-	0.963
<b>Lights</b>	41	1114	189	0	<b>1344</b>	-	79	339	37	0	<b>455</b>	-	54	626	33	0	<b>713</b>	-	28	331	64	0	<b>423</b>	-	2935
<b>% Lights</b>	95.3%	99.4%	95.9%	0%	<b>98.8%</b>	-	94.0%	89.4%	97.4%	0%	<b>90.8%</b>	-	98.2%	97.8%	100%	0%	<b>97.9%</b>	-	100%	91.7%	98.5%	0%	<b>93.2%</b>	-	96.4%
<b>Articulated Trucks</b>	1	0	2	0	<b>3</b>	-	2	16	0	0	<b>18</b>	-	0	0	0	0	<b>0</b>	-	0	13	0	0	<b>13</b>	-	34
<b>% Articulated Trucks</b>	2.3%	0%	1.0%	0%	<b>0.2%</b>	-	2.4%	4.2%	0%	0%	<b>3.6%</b>	-	0%	0%	0%	0%	<b>0%</b>	-	0%	3.6%	0%	0%	<b>2.9%</b>	-	1.1%
<b>Buses and Single-Unit Trucks</b>	0	7	6	0	<b>13</b>	-	3	24	1	0	<b>28</b>	-	1	14	0	0	<b>15</b>	-	0	16	1	0	<b>17</b>	-	73
<b>% Buses and Single-Unit Trucks</b>	0%	0.6%	3.0%	0%	<b>1.0%</b>	-	3.6%	6.3%	2.6%	0%	<b>5.6%</b>	-	1.8%	2.2%	0%	0%	<b>2.1%</b>	-	0%	4.4%	1.5%	0%	<b>3.7%</b>	-	2.4%
<b>Bicycles on Road</b>	1	0	0	0	<b>1</b>	-	0	0	0	0	<b>0</b>	-	0	0	0	0	<b>0</b>	-	0	1	0	0	<b>1</b>	-	2
<b>% Bicycles on Road</b>	2.3%	0%	0%	0%	<b>0.1%</b>	-	0%	0%	0%	0%	<b>0%</b>	-	0%	0%	0%	0%	<b>0%</b>	-	0%	0.3%	0%	0%	<b>0.2%</b>	-	0.1%
Pedestrians	-	-	-	-	-	29	-	-	-	-	-	19	-	-	-	-	-	43	-	-	-	-	-	3	-
<b>% Pedestrians</b>	-	-	-	-	-	82.9%	-	-	-	-	-	86.4%	-	-	-	-	-	93.5%	-	-	-	-	-	100%	-
Bicycles on Crosswalk	-	-	-	-	-	6	-	-	-	-	-	3	-	-	-	-	-	3	-	-	-	-	-	0	-
<b>% Bicycles on Crosswalk</b>	-	-	-	-	-	17.1%	-	-	-	-	-	13.6%	-	-	-	-	-	6.5%	-	-	-	-	-	0%	-

\*Pedestrians and Bicycles on Crosswalk. L: Left, R: Right, T: Thru, U: U-Turn

**Western Blvd - 47th Street - TMC**

Tue Jun 6, 2023

PM Peak (Jun 06 2023 3:30PM - 4:30 PM) - Overall Peak Hour

All Classes (Lights, Articulated Trucks, Buses and Single-Unit Trucks, Pedestrians, Bicycles on Road, Bicycles on Crosswalk)

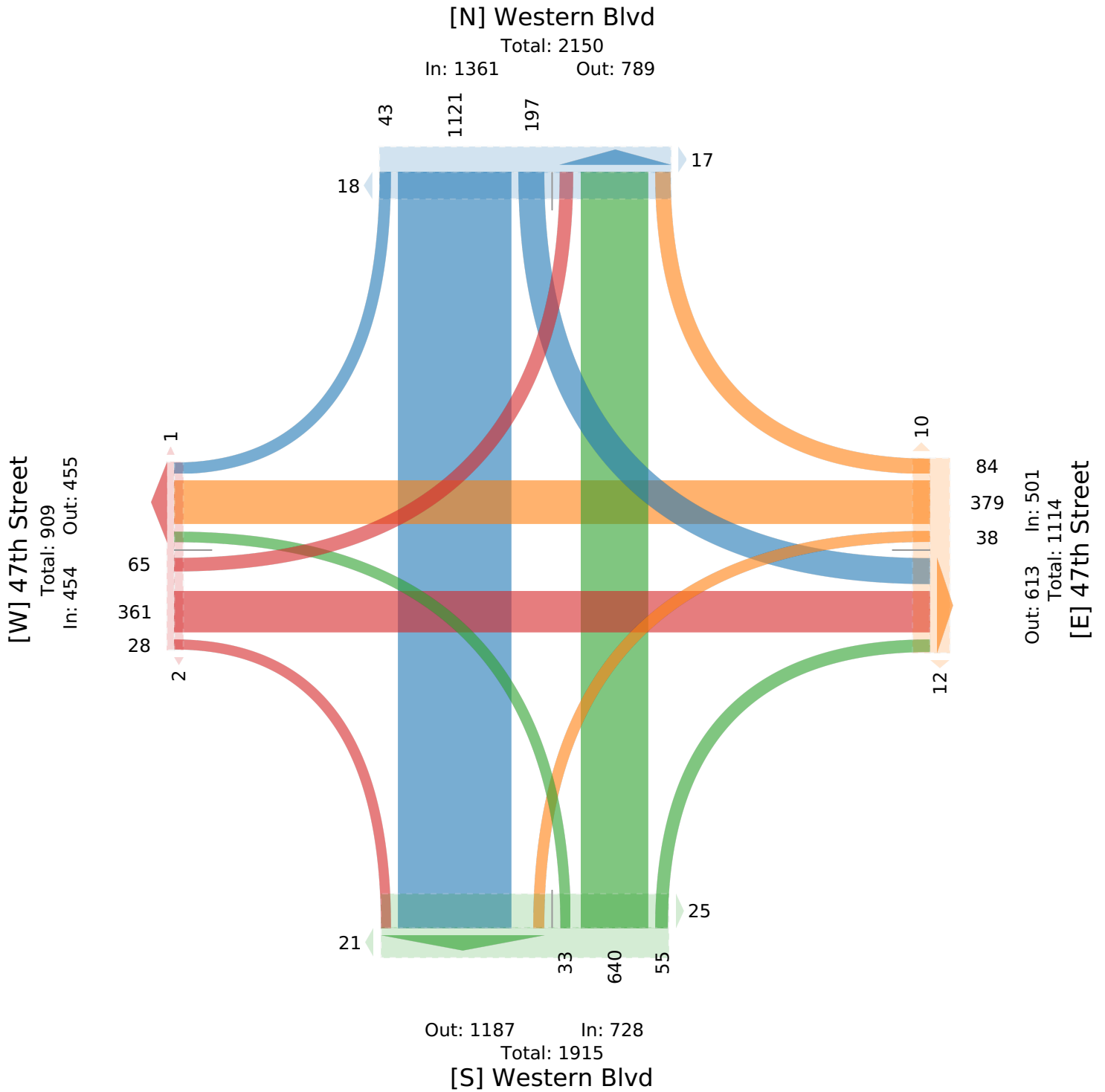
All Movements

ID: 1079434, Location: 41.808421, -87.683869

Provided by: Fish Transportation Group Inc.

1950 N Washington Street, Suite 211,

Naperville, IL, 60563, US



**Western Blvd - 47th Street - TMC**

Wed Jun 7, 2023

AM Peak (Jun 07 2023 7:30AM - 8:30 AM)

All Classes (Lights, Articulated Trucks, Buses and Single-Unit Trucks, Pedestrians, Bicycles on Road, Bicycles on Crosswalk)

All Movements

ID: 1079434, Location: 41.808421, -87.683869

Provided by: Fish Transportation Group Inc.

1950 N Washington Street, Suite 211,

Naperville, IL, 60563, US

Leg Direction	Western Blvd Southbound						47th Street Westbound						Western Blvd Northbound						47th Street Eastbound						Int
	R	T	L	U	App	Ped*	R	T	L	U	App	Ped*	R	T	L	U	App	Ped*	R	T	L	U	App	Ped*	
2023-06-07 7:30AM	7	88	33	0	<b>128</b>	0	41	89	3	0	<b>133</b>	14	8	292	11	0	<b>311</b>	15	3	71	20	0	<b>94</b>	1	<b>666</b>
7:45AM	11	115	42	0	<b>168</b>	0	31	95	5	0	<b>131</b>	10	15	277	7	0	<b>299</b>	17	10	78	23	0	<b>111</b>	0	<b>709</b>
8:00AM	7	105	33	0	<b>145</b>	3	34	90	6	0	<b>130</b>	7	9	250	9	0	<b>268</b>	9	7	102	22	0	<b>131</b>	0	<b>674</b>
8:15AM	6	106	36	0	<b>148</b>	9	34	71	2	0	<b>107</b>	8	12	254	8	0	<b>274</b>	4	3	81	24	0	<b>108</b>	0	<b>637</b>
<b>Total</b>	31	414	144	0	<b>589</b>	12	140	345	16	0	<b>501</b>	39	44	1073	35	0	<b>1152</b>	45	23	332	89	0	<b>444</b>	1	<b>2686</b>
<b>% Approach</b>	5.3%	70.3%	24.4%	0%	-	-	27.9%	68.9%	3.2%	0%	-	-	3.8%	93.1%	3.0%	0%	-	-	5.2%	74.8%	20.0%	0%	-	-	-
<b>% Total</b>	1.2%	15.4%	5.4%	0%	<b>21.9%</b>	-	5.2%	12.8%	0.6%	0%	<b>18.7%</b>	-	1.6%	39.9%	1.3%	0%	<b>42.9%</b>	-	0.9%	12.4%	3.3%	0%	<b>16.5%</b>	-	-
<b>PHF</b>	0.705	0.900	0.857	-	<b>0.876</b>	-	0.854	0.908	0.667	-	<b>0.942</b>	-	0.733	0.919	0.795	-	<b>0.926</b>	-	0.575	0.819	0.927	-	<b>0.852</b>	-	0.947
<b>Lights</b>	31	406	141	0	<b>578</b>	-	134	319	16	0	<b>469</b>	-	44	1062	35	0	<b>1141</b>	-	23	292	86	0	<b>401</b>	-	2589
<b>% Lights</b>	100%	98.1%	97.9%	0%	<b>98.1%</b>	-	95.7%	92.5%	100%	0%	<b>93.6%</b>	-	100%	99.0%	100%	0%	<b>99.0%</b>	-	100%	88.0%	96.6%	0%	<b>90.3%</b>	-	96.4%
<b>Articulated Trucks</b>	0	2	0	0	<b>2</b>	-	0	5	0	0	<b>5</b>	-	0	1	0	0	<b>1</b>	-	0	9	1	0	<b>10</b>	-	18
<b>% Articulated Trucks</b>	0%	0.5%	0%	0%	<b>0.3%</b>	-	0%	1.4%	0%	0%	<b>1.0%</b>	-	0%	0.1%	0%	0%	<b>0.1%</b>	-	0%	2.7%	1.1%	0%	<b>2.3%</b>	-	0.7%
<b>Buses and Single-Unit Trucks</b>	0	6	3	0	<b>9</b>	-	6	21	0	0	<b>27</b>	-	0	10	0	0	<b>10</b>	-	0	30	2	0	<b>32</b>	-	78
<b>% Buses and Single-Unit Trucks</b>	0%	1.4%	2.1%	0%	<b>1.5%</b>	-	4.3%	6.1%	0%	0%	<b>5.4%</b>	-	0%	0.9%	0%	0%	<b>0.9%</b>	-	0%	9.0%	2.2%	0%	<b>7.2%</b>	-	2.9%
<b>Bicycles on Road</b>	0	0	0	0	<b>0</b>	-	0	0	0	0	<b>0</b>	-	0	0	0	0	<b>0</b>	-	0	1	0	0	<b>1</b>	-	1
<b>% Bicycles on Road</b>	0%	0%	0%	0%	<b>0%</b>	-	0%	0%	0%	0%	<b>0%</b>	-	0%	0%	0%	0%	<b>0%</b>	-	0%	0.3%	0%	0%	<b>0.2%</b>	-	0%
Pedestrians	-	-	-	-	-	9	-	-	-	-	-	36	-	-	-	-	-	42	-	-	-	-	-	1	-
<b>% Pedestrians</b>	-	-	-	-	-	75.0%	-	-	-	-	-	92.3%	-	-	-	-	-	93.3%	-	-	-	-	-	100%	-
Bicycles on Crosswalk	-	-	-	-	-	3	-	-	-	-	-	3	-	-	-	-	-	3	-	-	-	-	-	0	-
<b>% Bicycles on Crosswalk</b>	-	-	-	-	-	25.0%	-	-	-	-	-	7.7%	-	-	-	-	-	6.7%	-	-	-	-	-	0%	-

\* Pedestrians and Bicycles on Crosswalk. L: Left, R: Right, T: Thru, U: U-Turn

**Western Blvd - 47th Street - TMC**

Wed Jun 7, 2023

AM Peak (Jun 07 2023 7:30AM - 8:30 AM)

All Classes (Lights, Articulated Trucks, Buses and Single-Unit Trucks, Pedestrians, Bicycles on Road, Bicycles on Crosswalk)

All Movements

ID: 1079434, Location: 41.808421, -87.683869

Provided by: Fish Transportation Group Inc.

1950 N Washington Street, Suite 211,

Naperville, IL, 60563, US

