

Western Avenue - 47th Street - TMC

Tue Jun 6, 2023

Full Length (1 PM-1 PM (+1))

All Classes (Lights, Articulated Trucks, Buses and Single-Unit Trucks, Pedestrians, Bicycles on Road, Bicycles on Crosswalk)

All Movements

ID: 1079433, Location: 41.808436, -87.684404

Provided by: Fish Transportation Group Inc.

1950 N Washington Street, Suite 211,

Naperville, IL, 60563, US

Leg Direction	Western Avenue Southbound						47th Street Westbound						Western Avenue Northbound						47th Street Eastbound						Int
	R	T	L	U	App	Ped*	R	T	L	U	App	Ped*	R	T	L	U	App	Ped*	R	T	L	U	App	Ped*	
2023-06-06 1:00PM	66	496	62	0	624	33	46	240	52	0	338	6	47	691	65	0	803	59	40	281	30	1	352	76	2117
2:00PM	95	650	79	0	824	29	69	328	58	0	455	1	36	696	86	0	818	38	39	316	32	0	387	71	2484
3:00PM	71	924	98	0	1093	46	75	304	86	0	465	14	42	678	78	0	798	79	50	278	30	0	358	103	2714
4:00PM	119	869	101	0	1089	36	66	351	85	1	503	9	35	566	75	0	676	50	40	333	31	0	404	95	2672
5:00PM	113	933	75	1	1122	37	50	338	96	0	484	6	20	587	92	0	699	40	46	331	36	0	413	76	2718
6:00PM	104	773	77	0	954	30	59	326	89	0	474	2	36	556	75	0	667	29	47	278	31	0	356	49	2451
7:00PM	75	445	64	0	584	24	54	251	76	0	381	2	28	413	60	0	501	23	39	269	29	0	337	46	1803
8:00PM	43	484	50	0	577	27	45	215	53	0	313	1	35	345	51	0	431	29	42	248	22	0	312	27	1633
9:00PM	29	377	47	0	453	13	30	144	43	0	217	3	19	318	36	0	373	5	23	177	24	0	224	26	1267
10:00PM	33	327	38	0	398	8	32	118	35	0	185	4	16	235	32	0	283	10	18	133	15	0	166	22	1032
11:00PM	22	269	18	0	309	7	26	75	32	0	133	0	10	147	21	0	178	4	20	94	5	0	119	15	739
2023-06-07 12:00AM	20	152	15	0	187	6	9	44	13	0	66	2	4	83	20	0	107	6	12	49	4	0	65	3	425
1:00AM	14	91	14	0	119	0	7	39	16	0	62	0	6	55	9	0	70	2	6	42	8	0	56	5	307
2:00AM	13	73	10	0	96	0	9	23	5	0	37	0	3	58	9	0	70	2	6	38	5	0	49	3	252
3:00AM	22	53	8	1	84	3	13	47	8	0	68	1	7	132	20	0	159	1	13	47	15	0	75	6	386
4:00AM	12	71	7	0	90	4	29	94	10	0	133	3	7	326	37	0	370	8	21	101	35	0	157	9	750
5:00AM	30	163	18	0	211	12	63	158	18	0	239	5	21	775	45	0	841	15	37	224	45	0	306	17	1597
6:00AM	32	279	32	0	343	23	64	163	24	0	251	4	23	1048	59	0	1130	25	38	243	24	0	305	14	2029
7:00AM	45	571	65	0	681	27	98	255	52	0	405	10	37	1129	77	0	1243	55	33	291	46	0	370	65	2699
8:00AM	54	526	85	0	665	30	71	213	66	0	350	3	44	869	65	0	978	46	46	316	51	0	413	80	2406
9:00AM	52	370	68	0	490	42	68	254	59	0	381	4	38	729	45	0	812	38	37	269	54	0	360	52	2043
10:00AM	85	404	62	0	551	38	55	255	59	0	369	4	27	631	58	0	716	26	63	244	32	0	339	44	1975
11:00AM	62	434	82	0	578	43	60	277	65	0	402	16	33	578	61	1	673	32	50	276	34	0	360	44	2013
12:00PM	81	439	78	0	598	31	68	296	69	0	433	4	33	593	80	0	706	39	42	278	39	0	359	79	2096
Total	1292	10173	1253	2	12720	549	1166	4808	1169	1	7144	104	607	12238	1256	1	14102	661	808	5156	677	1	6642	1027	40608
% Approach	10.2%	80.0%	9.9%	0%	-	-	16.3%	67.3%	16.4%	0%	-	-	4.3%	86.8%	8.9%	0%	-	-	12.2%	77.6%	10.2%	0%	-	-	-
% Total	3.2%	25.1%	3.1%	0%	31.3%	-	2.9%	11.8%	2.9%	0%	17.6%	-	1.5%	30.1%	3.1%	0%	34.7%	-	2.0%	12.7%	1.7%	0%	16.4%	-	-
Lights	1215	9459	1172	2	11848	-	1065	4437	1089	1	6592	-	527	11460	1054	1	13042	-	596	4750	605	1	5952	-	37434
% Lights	94.0%	93.0%	93.5%	100%	93.1%	-	91.3%	92.3%	93.2%	100%	92.3%	-	86.8%	93.6%	83.9%	100%	92.5%	-	73.8%	92.1%	89.4%	100%	89.6%	-	92.2%
Articulated Trucks	16	295	38	0	349	-	43	119	26	0	188	-	26	354	92	0	472	-	106	122	24	0	252	-	1261
% Articulated Trucks	1.2%	2.9%	3.0%	0%	2.7%	-	3.7%	2.5%	2.2%	0%	2.6%	-	4.3%	2.9%	7.3%	0%	3.3%	-	13.1%	2.4%	3.5%	0%	3.8%	-	3.1%
Buses and Single-Unit Trucks	61	415	41	0	517	-	58	246	54	0	358	-	54	419	109	0	582	-	104	272	48	0	424	-	1881
% Buses and Single-Unit Trucks	4.7%	4.1%	3.3%	0%	4.1%	-	5.0%	5.1%	4.6%	0%	5.0%	-	8.9%	3.4%	8.7%	0%	4.1%	-	12.9%	5.3%	7.1%	0%	6.4%	-	4.6%
Bicycles on Road	0	4	2	0	6	-	0	6	0	0	6	-	0	5	1	0	6	-	2	12	0	0	14	-	32
% Bicycles on Road	0%	0%	0.2%	0%	0%	-	0%	0.1%	0%	0%	0.1%	-	0%	0%	0.1%	0%	0%	-	0.2%	0.2%	0%	0%	0.2%	-	0.1%
Pedestrians	-	-	-	-	-	495	-	-	-	-	-	100	-	-	-	-	-	615	-	-	-	-	-	1009	-
% Pedestrians	-	-	-	-	-	90.2%	-	-	-	-	-	96.2%	-	-	-	-	-	93.0%	-	-	-	-	-	98.2%	-
Bicycles on Crosswalk	-	-	-	-	-	54	-	-	-	-	-	4	-	-	-	-	-	46	-	-	-	-	-	18	-
% Bicycles on Crosswalk	-	-	-	-	-	9.8%	-	-	-	-	-	3.8%	-	-	-	-	-	7.0%	-	-	-	-	-	1.8%	-

*Pedestrians and Bicycles on Crosswalk. L: Left, R: Right, T: Thru, U: U-Turn

Western Avenue - 47th Street - TMC

Tue Jun 6, 2023

Full Length (1 PM-1 PM (+1))

All Classes (Lights, Articulated Trucks, Buses and Single-Unit Trucks, Pedestrians, Bicycles on Road, Bicycles on Crosswalk)

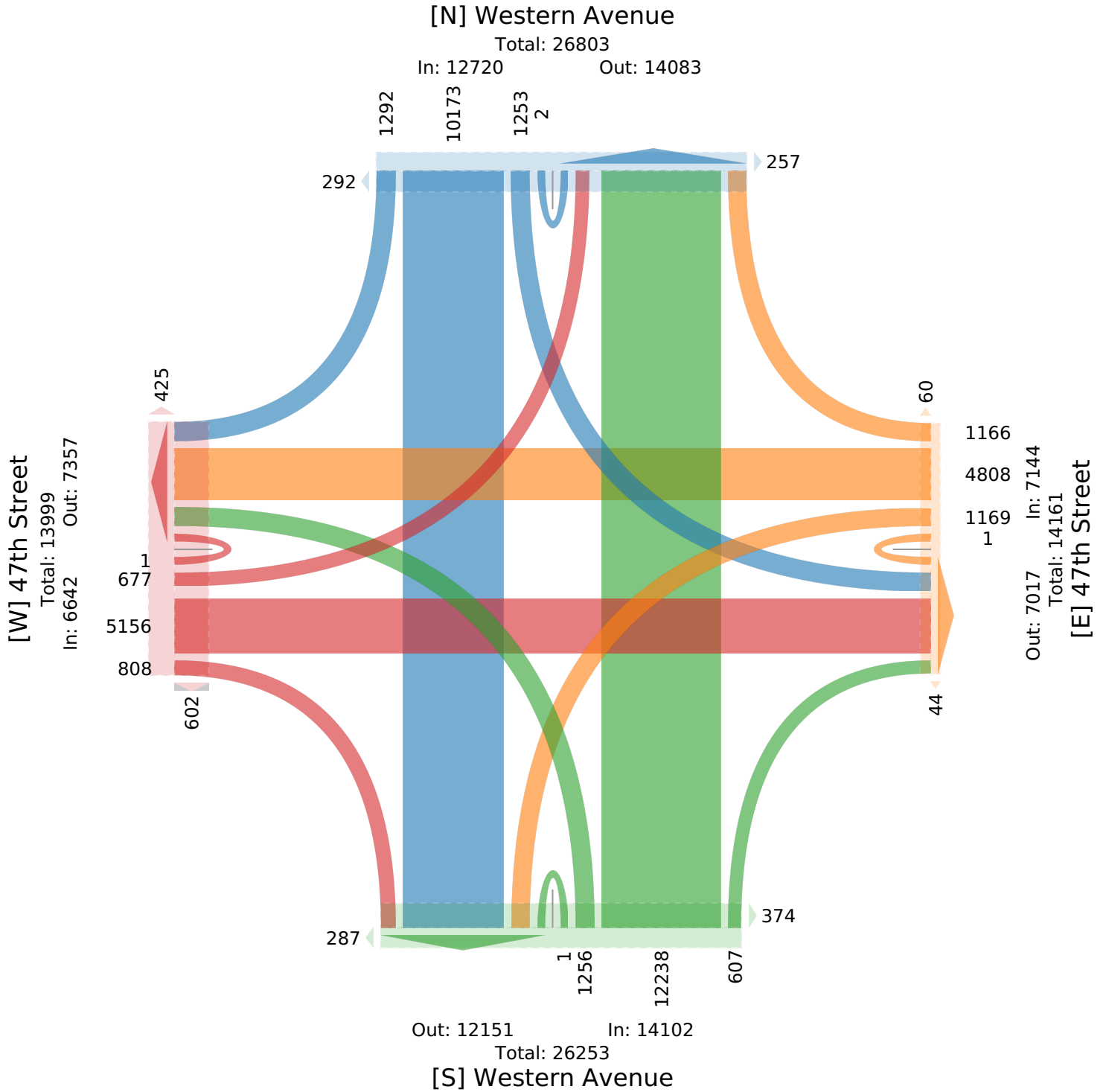
All Movements

ID: 1079433, Location: 41.808436, -87.684404

Provided by: Fish Transportation Group Inc.

1950 N Washington Street, Suite 211,

Naperville, IL, 60563, US



Western Avenue - 47th Street - TMC

Tue Jun 6, 2023

PM Peak (Jun 06 2023 4:45PM - 5:45 PM)

All Classes (Lights, Articulated Trucks, Buses and Single-Unit Trucks, Pedestrians, Bicycles on Road, Bicycles on Crosswalk)

All Movements

ID: 1079433, Location: 41.808436, -87.684404

Provided by: Fish Transportation Group Inc.

1950 N Washington Street, Suite 211,

Naperville, IL, 60563, US

Leg Direction	Western Avenue Southbound						47th Street Westbound						Western Avenue Northbound						47th Street Eastbound						
Time	R	T	L	U	App	Ped*	R	T	L	U	App	Ped*	R	T	L	U	App	Ped*	R	T	L	U	App	Ped*	Int
2023-06-06 4:45PM	29	235	31	0	295	4	20	86	23	0	129	2	10	158	27	0	195	10	10	75	11	0	96	27	715
5:00PM	32	235	25	0	292	6	16	72	27	0	115	0	4	147	16	0	167	15	14	66	12	0	92	17	666
5:15PM	27	241	14	0	282	5	12	85	27	0	124	2	6	136	21	0	163	10	8	99	10	0	117	15	686
5:30PM	32	216	18	0	266	8	10	100	20	0	130	1	7	145	27	0	179	10	14	83	6	0	103	30	678
Total	120	927	88	0	1135	23	58	343	97	0	498	5	27	586	91	0	704	45	46	323	39	0	408	89	2745
% Approach	10.6%	81.7%	7.8%	0%	-	-	11.6%	68.9%	19.5%	0%	-	-	3.8%	83.2%	12.9%	0%	-	-	11.3%	79.2%	9.6%	0%	-	-	-
% Total	4.4%	33.8%	3.2%	0%	41.3%	-	2.1%	12.5%	3.5%	0%	18.1%	-	1.0%	21.3%	3.3%	0%	25.6%	-	1.7%	11.8%	1.4%	0%	14.9%	-	-
PHF	0.938	0.960	0.710	-	0.960	-	0.725	0.864	0.898	-	0.963	-	0.675	0.926	0.843	-	0.901	-	0.821	0.816	0.813	-	0.872	-	0.958
Lights	116	895	82	0	1093	-	56	311	90	0	457	-	23	558	80	0	661	-	42	307	39	0	388	-	2599
% Lights	96.7%	96.5%	93.2%	0%	96.3%	-	96.6%	90.7%	92.8%	0%	91.8%	-	85.2%	95.2%	87.9%	0%	93.9%	-	91.3%	95.0%	100%	0%	95.1%	-	94.7%
Articulated Trucks	0	10	4	0	14	-	2	9	3	0	14	-	0	14	4	0	18	-	2	3	0	0	5	-	51
% Articulated Trucks	0%	1.1%	4.5%	0%	1.2%	-	3.4%	2.6%	3.1%	0%	2.8%	-	0%	2.4%	4.4%	0%	2.6%	-	4.3%	0.9%	0%	0%	1.2%	-	1.9%
Buses and Single-Unit Trucks	4	20	2	0	26	-	0	22	4	0	26	-	4	13	7	0	24	-	2	13	0	0	15	-	91
% Buses and Single-Unit Trucks	3.3%	2.2%	2.3%	0%	2.3%	-	0%	6.4%	4.1%	0%	5.2%	-	14.8%	2.2%	7.7%	0%	3.4%	-	4.3%	4.0%	0%	0%	3.7%	-	3.3%
Bicycles on Road	0	2	0	0	2	-	0	1	0	0	1	-	0	1	0	0	1	-	0	0	0	0	0	-	4
% Bicycles on Road	0%	0.2%	0%	0%	0.2%	-	0%	0.3%	0%	0%	0.2%	-	0%	0.2%	0%	0%	0.1%	-	0%	0%	0%	0%	0%	-	0.1%
Pedestrians	-	-	-	-	-	19	-	-	-	-	-	5	-	-	-	-	-	40	-	-	-	-	-	88	
% Pedestrians	-	-	-	-	-	82.6%	-	-	-	-	-	100%	-	-	-	-	-	88.9%	-	-	-	-	-	98.9%	-
Bicycles on Crosswalk	-	-	-	-	-	4	-	-	-	-	-	0	-	-	-	-	-	5	-	-	-	-	-	1	
% Bicycles on Crosswalk	-	-	-	-	-	17.4%	-	-	-	-	-	0%	-	-	-	-	-	11.1%	-	-	-	-	-	1.1%	-

* Pedestrians and Bicycles on Crosswalk. L: Left, R: Right, T: Thru, U: U-Turn

Western Avenue - 47th Street - TMC

Tue Jun 6, 2023

PM Peak (Jun 06 2023 4:45PM - 5:45 PM)

All Classes (Lights, Articulated Trucks, Buses and Single-Unit Trucks, Pedestrians, Bicycles on Road, Bicycles on Crosswalk)

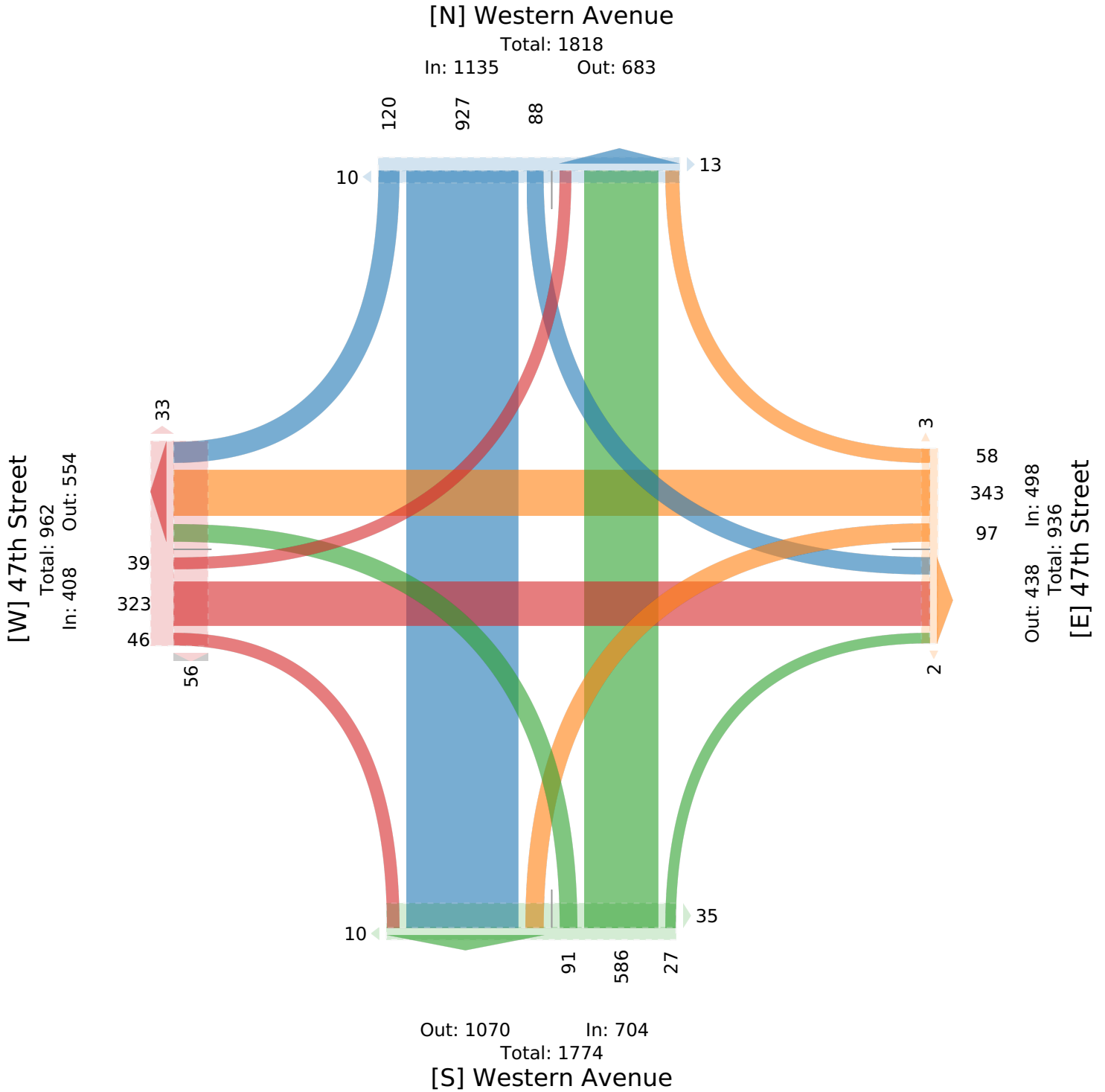
All Movements

ID: 1079433, Location: 41.808436, -87.684404

Provided by: Fish Transportation Group Inc.

1950 N Washington Street, Suite 211,

Naperville, IL, 60563, US



Western Avenue - 47th Street - TMC

Wed Jun 7, 2023

AM Peak (Jun 07 2023 7:15AM - 8:15 AM) - Overall Peak Hour

All Classes (Lights, Articulated Trucks, Buses and Single-Unit Trucks, Pedestrians, Bicycles on Road, Bicycles on Crosswalk)

All Movements

ID: 1079433, Location: 41.808436, -87.684404

Provided by: Fish Transportation Group Inc.

1950 N Washington Street, Suite 211,

Naperville, IL, 60563, US

Leg Direction	Western Avenue Southbound						47th Street Westbound						Western Avenue Northbound						47th Street Eastbound						Int
	R	T	L	U	App	Ped*	R	T	L	U	App	Ped*	R	T	L	U	App	Ped*	R	T	L	U	App	Ped*	
2023-06-07 7:15AM	11	129	20	0	160	9	19	70	12	0	101	2	8	284	20	0	312	13	9	67	11	0	87	9	660
7:30AM	15	156	13	0	184	5	28	68	11	0	107	4	11	291	20	0	322	12	10	67	10	0	87	8	700
7:45AM	13	167	23	0	203	6	29	56	23	0	108	1	13	278	20	0	311	21	5	77	16	0	98	26	720
8:00AM	12	162	24	0	198	4	28	64	17	0	109	0	7	244	18	0	269	9	9	96	8	0	113	7	689
Total	51	614	80	0	745	24	104	258	63	0	425	7	39	1097	78	0	1214	55	33	307	45	0	385	50	2769
% Approach	6.8%	82.4%	10.7%	0%	-	-	24.5%	60.7%	14.8%	0%	-	-	3.2%	90.4%	6.4%	0%	-	-	8.6%	79.7%	11.7%	0%	-	-	-
% Total	1.8%	22.2%	2.9%	0%	26.9%	-	3.8%	9.3%	2.3%	0%	15.3%	-	1.4%	39.6%	2.8%	0%	43.8%	-	1.2%	11.1%	1.6%	0%	13.9%	-	-
PHF	0.850	0.919	0.833	-	0.917	-	0.897	0.918	0.685	-	0.972	-	0.750	0.942	0.975	-	0.942	-	0.825	0.797	0.703	-	0.850	-	0.962
Lights	44	576	75	0	695	-	96	246	56	0	398	-	31	1037	65	0	1133	-	18	277	35	0	330	-	2556
% Lights	86.3%	93.8%	93.8%	0%	93.3%	-	92.3%	95.3%	88.9%	0%	93.6%	-	79.5%	94.5%	83.3%	0%	93.3%	-	54.5%	90.2%	77.8%	0%	85.7%	-	92.3%
Articulated Trucks	1	10	0	0	11	-	5	3	4	0	12	-	1	24	5	0	30	-	5	4	2	0	11	-	64
% Articulated Trucks	2.0%	1.6%	0%	0%	1.5%	-	4.8%	1.2%	6.3%	0%	2.8%	-	2.6%	2.2%	6.4%	0%	2.5%	-	15.2%	1.3%	4.4%	0%	2.9%	-	2.3%
Buses and Single-Unit Trucks	6	28	5	0	39	-	3	8	3	0	14	-	7	35	8	0	50	-	10	25	8	0	43	-	146
% Buses and Single-Unit Trucks	11.8%	4.6%	6.3%	0%	5.2%	-	2.9%	3.1%	4.8%	0%	3.3%	-	17.9%	3.2%	10.3%	0%	4.1%	-	30.3%	8.1%	17.8%	0%	11.2%	-	5.3%
Bicycles on Road	0	0	0	0	0	-	0	1	0	0	1	-	0	1	0	0	1	-	0	1	0	0	1	-	3
% Bicycles on Road	0%	0%	0%	0%	0%	-	0%	0.4%	0%	0%	0.2%	-	0%	0.1%	0%	0%	0.1%	-	0%	0.3%	0%	0%	0.3%	-	0.1%
Pedestrians	-	-	-	-	-	22	-	-	-	-	-	7	-	-	-	-	-	52	-	-	-	-	-	49	
% Pedestrians	-	-	-	-	-	91.7%	-	-	-	-	-	100%	-	-	-	-	-	94.5%	-	-	-	-	-	98.0%	-
Bicycles on Crosswalk	-	-	-	-	-	2	-	-	-	-	-	0	-	-	-	-	-	3	-	-	-	-	-	1	
% Bicycles on Crosswalk	-	-	-	-	-	8.3%	-	-	-	-	-	0%	-	-	-	-	-	5.5%	-	-	-	-	-	2.0%	-

* Pedestrians and Bicycles on Crosswalk. L: Left, R: Right, T: Thru, U: U-Turn

Western Avenue - 47th Street - TMC

Wed Jun 7, 2023

AM Peak (Jun 07 2023 7:15AM - 8:15 AM) - Overall Peak Hour

All Classes (Lights, Articulated Trucks, Buses and Single-Unit Trucks, Pedestrians, Bicycles on Road, Bicycles on Crosswalk)

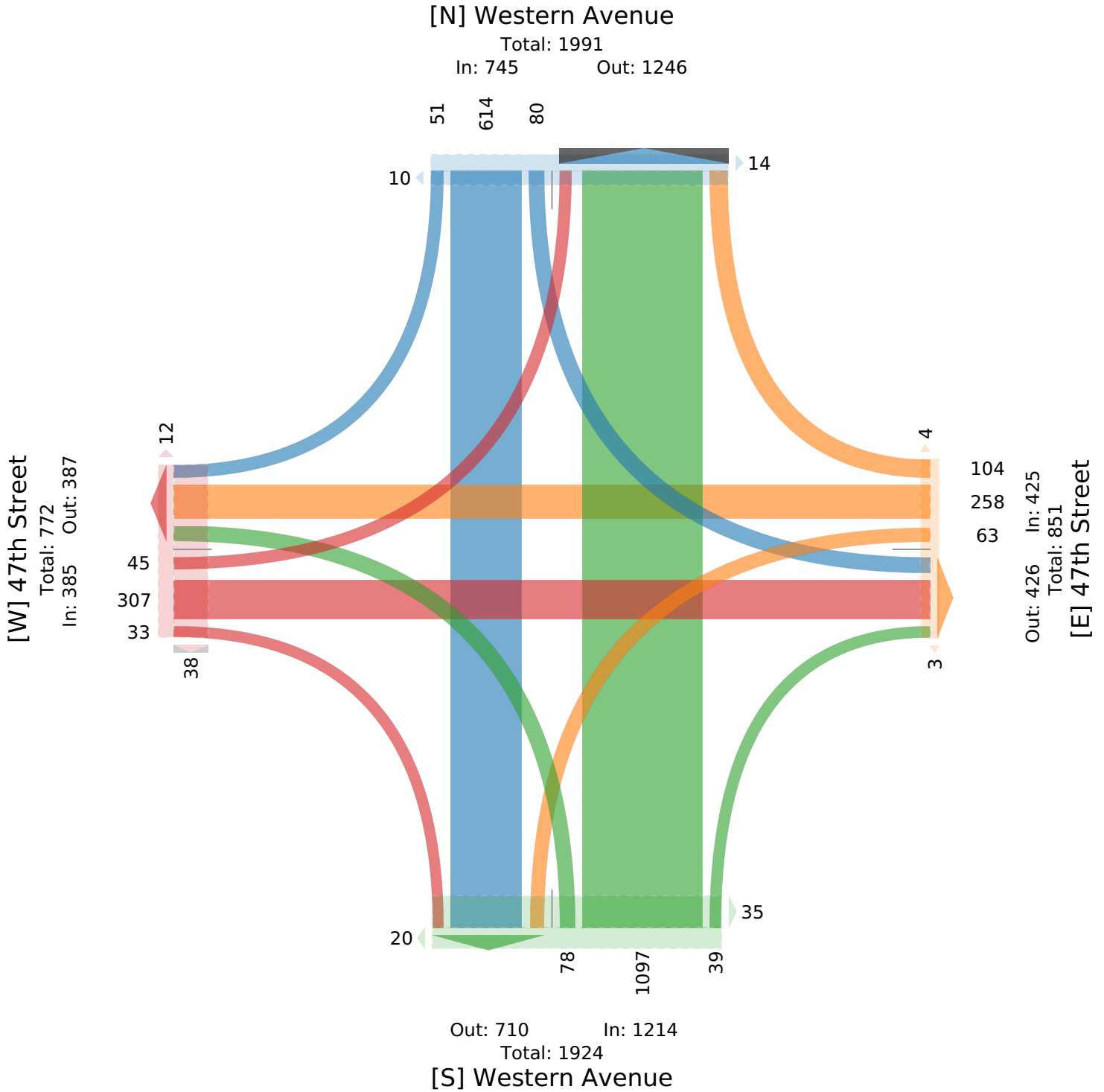
All Movements

ID: 1079433, Location: 41.808436, -87.684404

Provided by: Fish Transportation Group Inc.

1950 N Washington Street, Suite 211,

Naperville, IL, 60563, US



Western Avenue - 47th Street - TMC

Wed Jun 7, 2023

Midday Peak (Jun 07 2023 11:45AM - 12:45 PM)

All Classes (Lights, Articulated Trucks, Buses and Single-Unit Trucks, Pedestrians, Bicycles on Road, Bicycles on Crosswalk)

All Movements

ID: 1079433, Location: 41.808436, -87.684404

Provided by: Fish Transportation Group Inc.

1950 N Washington Street, Suite 211,

Naperville, IL, 60563, US

Leg Direction	Western Avenue Southbound						47th Street Westbound						Western Avenue Northbound						47th Street Eastbound						
Time	R	T	L	U	App	Ped*	R	T	L	U	App	Ped*	R	T	L	U	App	Ped*	R	T	L	U	App	Ped*	Int
2023-06-07 11:45AM	21	116	23	0	160	17	15	65	16	0	96	4	7	150	13	0	170	12	14	88	8	0	110	9	536
12:00PM	20	106	19	0	145	10	19	69	11	0	99	3	13	138	18	0	169	10	11	67	16	0	94	13	507
12:15PM	18	112	17	0	147	6	16	75	17	0	108	0	4	166	25	0	195	12	15	69	9	0	93	32	543
12:30PM	25	126	19	0	170	11	14	75	24	0	113	1	11	151	19	0	181	10	6	72	7	0	85	14	549
Total	84	460	78	0	622	44	64	284	68	0	416	8	35	605	75	0	715	44	46	296	40	0	382	68	2135
% Approach	13.5%	74.0%	12.5%	0%	-	-	15.4%	68.3%	16.3%	0%	-	-	4.9%	84.6%	10.5%	0%	-	-	12.0%	77.5%	10.5%	0%	-	-	-
% Total	3.9%	21.5%	3.7%	0%	29.1%	-	3.0%	13.3%	3.2%	0%	19.5%	-	1.6%	28.3%	3.5%	0%	33.5%	-	2.2%	13.9%	1.9%	0%	17.9%	-	-
PHF	0.840	0.913	0.848	-	0.915	-	0.842	0.947	0.708	-	0.920	-	0.673	0.911	0.750	-	0.917	-	0.767	0.841	0.625	-	0.868	-	0.972
Lights	72	415	70	0	557	-	57	259	63	0	379	-	34	539	58	0	631	-	31	271	34	0	336	-	1903
% Lights	85.7%	90.2%	89.7%	0%	89.5%	-	89.1%	91.2%	92.6%	0%	91.1%	-	97.1%	89.1%	77.3%	0%	88.3%	-	67.4%	91.6%	85.0%	0%	88.0%	-	89.1%
Articulated Trucks	2	25	3	0	30	-	2	6	1	0	9	-	0	35	8	0	43	-	10	12	1	0	23	-	105
% Articulated Trucks	2.4%	5.4%	3.8%	0%	4.8%	-	3.1%	2.1%	1.5%	0%	2.2%	-	0%	5.8%	10.7%	0%	6.0%	-	21.7%	4.1%	2.5%	0%	6.0%	-	4.9%
Buses and Single-Unit Trucks	10	20	5	0	35	-	5	19	4	0	28	-	1	31	9	0	41	-	5	13	5	0	23	-	127
% Buses and Single-Unit Trucks	11.9%	4.3%	6.4%	0%	5.6%	-	7.8%	6.7%	5.9%	0%	6.7%	-	2.9%	5.1%	12.0%	0%	5.7%	-	10.9%	4.4%	12.5%	0%	6.0%	-	5.9%
Bicycles on Road	0	0	0	0	0	-	0	0	0	0	0	-	0	0	0	0	0	-	0	0	0	0	0	-	0
% Bicycles on Road	0%	0%	0%	0%	0%	-	0%	0%	0%	0%	0%	-	0%	0%	0%	0%	0%	-	0%	0%	0%	0%	0%	-	0%
Pedestrians	-	-	-	-	-	39	-	-	-	-	-	8	-	-	-	-	-	43	-	-	-	-	-	67	
% Pedestrians	-	-	-	-	-	88.6%	-	-	-	-	-	100%	-	-	-	-	-	97.7%	-	-	-	-	-	98.5%	
Bicycles on Crosswalk	-	-	-	-	-	5	-	-	-	-	-	0	-	-	-	-	-	1	-	-	-	-	-	1	
% Bicycles on Crosswalk	-	-	-	-	-	11.4%	-	-	-	-	-	0%	-	-	-	-	-	2.3%	-	-	-	-	-	1.5%	

* Pedestrians and Bicycles on Crosswalk. L: Left, R: Right, T: Thru, U: U-Turn

Western Avenue - 47th Street - TMC

Wed Jun 7, 2023

Midday Peak (Jun 07 2023 11:45AM - 12:45 PM)

All Classes (Lights, Articulated Trucks, Buses and Single-Unit Trucks, Pedestrians, Bicycles on Road, Bicycles on Crosswalk)

All Movements

ID: 1079433, Location: 41.808436, -87.684404

Provided by: Fish Transportation Group Inc.

1950 N Washington Street, Suite 211,

Naperville, IL, 60563, US

