

**CHICAGO - DELIVERING ZERO EMISSIONS COMMUNITIES (DZEC)
TRUCK COUNTING PROJECT**



COUNT LOCATION: S. Western Avenue/S. Western Blvd. &
W. 47th Street
New City
COUNT DATE: 06-06-2023
COUNT TYPE: Turning Movement Counts (TMC)

PROJECT LOCATION MAP



COUNT TYPE: Intersection Turning Movement

Turning Movement Counts, or TMC, are also typically known as an Intersection Count. In a TMC, vehicle movements (e.g., left, through, and right turns) and volumes for all legs of the intersection are captured, for a specific period of time.

SITE PHOTOS



SUMMARY DATA REPORTS

Truck traffic data was collected utilizing Miovision Scout video data collection (cameras). Video data was collected for a 24-hour period on a typical, non-holiday weekday. Miovision DataLink was used to generate reports and data visualizations to analyze traffic and truck count data. In addition, FTG generated truck-specific data reports. Summary data reports from both Miovision Datalink and FTG are described and presented below.

Miovision Datalink Reports

The following information is provided as generated from the Miovision Datalink portal:

1. Detailed PDF report presenting raw traffic volumes summarized by:
 - Time increments (i.e., 15-minute, 60-minute)
 - Length of count (i.e., Peak hour counts, 12-hour counts, 24-hour counts)
 - Data tables presented as: full count length summary, AM peak period, midday, PM peak period
 - vehicle classifications: autos, light (single-unit) trucks & buses, heavy (multi-unit trucks)
 - all turning movements
2. Summary PDF presenting:
 - Percent by approach
 - Percent by vehicle classifications
 - Peak Hour Factor
3. Intersection data plot (movement visualization) showing Intersection diagram (vehicles entering and exiting the intersection)

Example from Miovision Datalink Portal

S. Western Avenue & W. 47th Street



Example from Miovision Datalink Portal S. Western Blvd. & W. 47th Street



FTG Summary Reports

Truck volume summary reports were generated by FTG using Jamar PetraPro Software. The following reports were prepared for each count location:

- Hourly truck volumes (all trucks)
 - Volumes tabulated by hour, approach, vehicle movement
- Hourly heavy truck volumes
 - Summary of articulated truck volumes by hour, approach, vehicle movement

Both Miovision and FTG reports are attached below.

Western Blvd - 47th Street - TMC

Tue Jun 6, 2023

Full Length (1 PM-1 PM (+1))

All Classes (Lights, Articulated Trucks, Buses and Single-Unit Trucks, Pedestrians, Bicycles on Road, Bicycles on Crosswalk)

All Movements

ID: 1079434, Location: 41.808421, -87.683869

Provided by: Fish Transportation Group Inc.

1950 N Washington Street, Suite 211,

Naperville, IL, 60563, US

Leg Direction	Western Blvd Southbound						47th Street Westbound						Western Blvd Northbound						47th Street Eastbound						Int
	R	T	L	U	App	Ped*	R	T	L	U	App	Ped*	R	T	L	U	App	Ped*	R	T	L	U	App	Ped*	
2023-06-06 1:00PM	44	481	136	0	661	26	66	265	15	0	346	32	57	580	27	0	664	54	18	334	72	0	424	4	2095
2:00PM	39	806	162	0	1007	25	64	364	15	0	443	17	63	637	49	1	750	33	21	341	72	0	434	1	2634
3:00PM	39	1062	199	0	1300	30	106	390	29	0	525	22	59	694	38	0	791	61	25	330	70	0	425	9	3041
4:00PM	58	1137	184	0	1379	33	69	420	37	0	526	23	55	532	26	0	613	29	29	381	60	0	470	0	2988
5:00PM	53	1070	207	0	1330	36	82	390	41	0	513	19	64	583	41	0	688	28	18	360	52	0	430	4	2961
6:00PM	57	755	181	0	993	30	72	367	38	0	477	15	66	480	32	0	578	24	24	305	60	0	389	3	2437
7:00PM	30	440	129	0	599	26	81	320	29	0	430	21	54	337	25	0	416	19	14	295	42	0	351	3	1796
8:00PM	29	360	124	0	513	26	63	269	18	0	350	8	39	288	26	0	353	20	16	281	47	0	344	1	1560
9:00PM	17	277	90	0	384	13	52	189	20	0	261	12	36	203	14	0	253	5	12	216	21	0	249	3	1147
10:00PM	14	242	74	0	330	11	37	160	14	0	211	18	27	144	10	0	181	6	18	166	11	0	195	1	917
11:00PM	9	113	42	0	164	4	21	110	13	0	144	5	19	95	8	0	122	1	7	109	4	0	120	1	550
2023-06-07 12:00AM	3	71	24	0	98	5	14	60	5	0	79	3	5	41	4	0	50	4	4	57	7	0	68	1	295
1:00AM	4	54	22	0	80	2	13	55	2	0	70	0	4	34	3	0	41	2	1	51	10	1	63	0	254
2:00AM	0	36	11	0	47	0	7	33	1	0	41	0	8	45	3	0	56	0	0	47	6	0	53	0	197
3:00AM	1	30	15	0	46	3	19	62	2	0	83	1	11	122	6	0	139	0	1	58	5	0	64	0	332
4:00AM	3	39	23	0	65	3	40	135	2	0	177	1	29	280	6	0	315	7	2	95	17	0	114	0	671
5:00AM	7	88	30	0	125	9	57	222	7	0	286	6	32	686	11	0	729	16	9	195	52	0	256	0	1396
6:00AM	11	186	65	0	262	21	116	225	13	0	354	9	41	908	10	0	959	7	21	199	82	0	302	1	1877
7:00AM	26	335	125	0	486	9	129	351	17	0	497	48	51	1139	30	0	1220	56	22	287	82	0	391	1	2594
8:00AM	28	407	121	0	556	29	128	291	19	0	438	23	44	973	29	0	1046	20	21	355	85	0	461	0	2501
9:00AM	33	308	96	0	437	41	89	312	14	0	415	23	73	625	23	0	721	25	9	303	64	0	376	2	1949
10:00AM	29	311	136	0	476	33	109	315	18	0	442	12	56	487	31	0	574	16	12	252	66	0	330	1	1822
11:00AM	36	333	101	0	470	36	96	337	30	0	463	17	58	526	34	0	618	20	18	319	63	0	400	0	1951
12:00PM	45	393	110	0	548	32	98	355	34	0	487	24	65	514	32	0	611	26	22	312	75	0	409	4	2055
Total	615	9334	2407	0	12356	483	1628	5997	433	0	8058	359	1016	10953	518	1	12488	479	344	5648	1125	1	7118	40	40020
% Approach	5.0%	75.5%	19.5%	0%	-	-	20.2%	74.4%	5.4%	0%	-	-	8.1%	87.7%	4.1%	0%	-	-	4.8%	79.3%	15.8%	0%	-	-	-
% Total	1.5%	23.3%	6.0%	0%	30.9%	-	4.1%	15.0%	1.1%	0%	20.1%	-	2.5%	27.4%	1.3%	0%	31.2%	-	0.9%	14.1%	2.8%	0%	17.8%	-	-
Lights	607	9188	2352	0	12147	-	1568	5457	425	0	7450	-	995	10778	507	1	12281	-	337	5110	1081	1	6529	-	38407
% Lights	98.7%	98.4%	97.7%	0%	98.3%	-	96.3%	91.0%	98.2%	0%	92.5%	-	97.9%	98.4%	97.9%	100%	98.3%	-	98.0%	90.5%	96.1%	100%	91.7%	-	96.0%
Articulated Trucks	3	8	13	0	24	-	17	185	1	0	203	-	1	9	4	0	14	-	0	197	8	0	205	-	446
% Articulated Trucks	0.5%	0.1%	0.5%	0%	0.2%	-	1.0%	3.1%	0.2%	0%	2.5%	-	0.1%	0.1%	0.8%	0%	0.1%	-	0%	3.5%	0.7%	0%	2.9%	-	1.1%
Buses and Single-Unit Trucks	3	137	40	0	180	-	41	349	7	0	397	-	19	165	7	0	191	-	5	322	35	0	362	-	1130
% Buses and Single-Unit Trucks	0.5%	1.5%	1.7%	0%	1.5%	-	2.5%	5.8%	1.6%	0%	4.9%	-	1.9%	1.5%	1.4%	0%	1.5%	-	1.5%	5.7%	3.1%	0%	5.1%	-	2.8%
Bicycles on Road	2	1	2	0	5	-	2	6	0	0	8	-	1	1	0	0	2	-	2	19	1	0	22	-	37
% Bicycles on Road	0.3%	0%	0.1%	0%	0%	-	0.1%	0.1%	0%	0%	0.1%	-	0.1%	0%	0%	0%	0%	-	0.6%	0.3%	0.1%	0%	0.3%	-	0.1%
Pedestrians	-	-	-	-	-	412	-	-	-	-	315	-	-	-	-	-	433	-	-	-	-	-	40	-	-
% Pedestrians	-	-	-	-	-	85.3%	-	-	-	-	87.7%	-	-	-	-	-	90.4%	-	-	-	-	-	100%	-	-
Bicycles on Crosswalk	-	-	-	-	-	71	-	-	-	-	44	-	-	-	-	-	46	-	-	-	-	-	0	-	-
% Bicycles on Crosswalk	-	-	-	-	-	14.7%	-	-	-	-	12.3%	-	-	-	-	-	9.6%	-	-	-	-	-	0%	-	-

*Pedestrians and Bicycles on Crosswalk. L: Left, R: Right, T: Thru, U: U-Turn

Western Blvd - 47th Street - TMC

Tue Jun 6, 2023

Full Length (1 PM-1 PM (+1))

All Classes (Lights, Articulated Trucks, Buses and Single-Unit Trucks, Pedestrians, Bicycles on Road, Bicycles on Crosswalk)

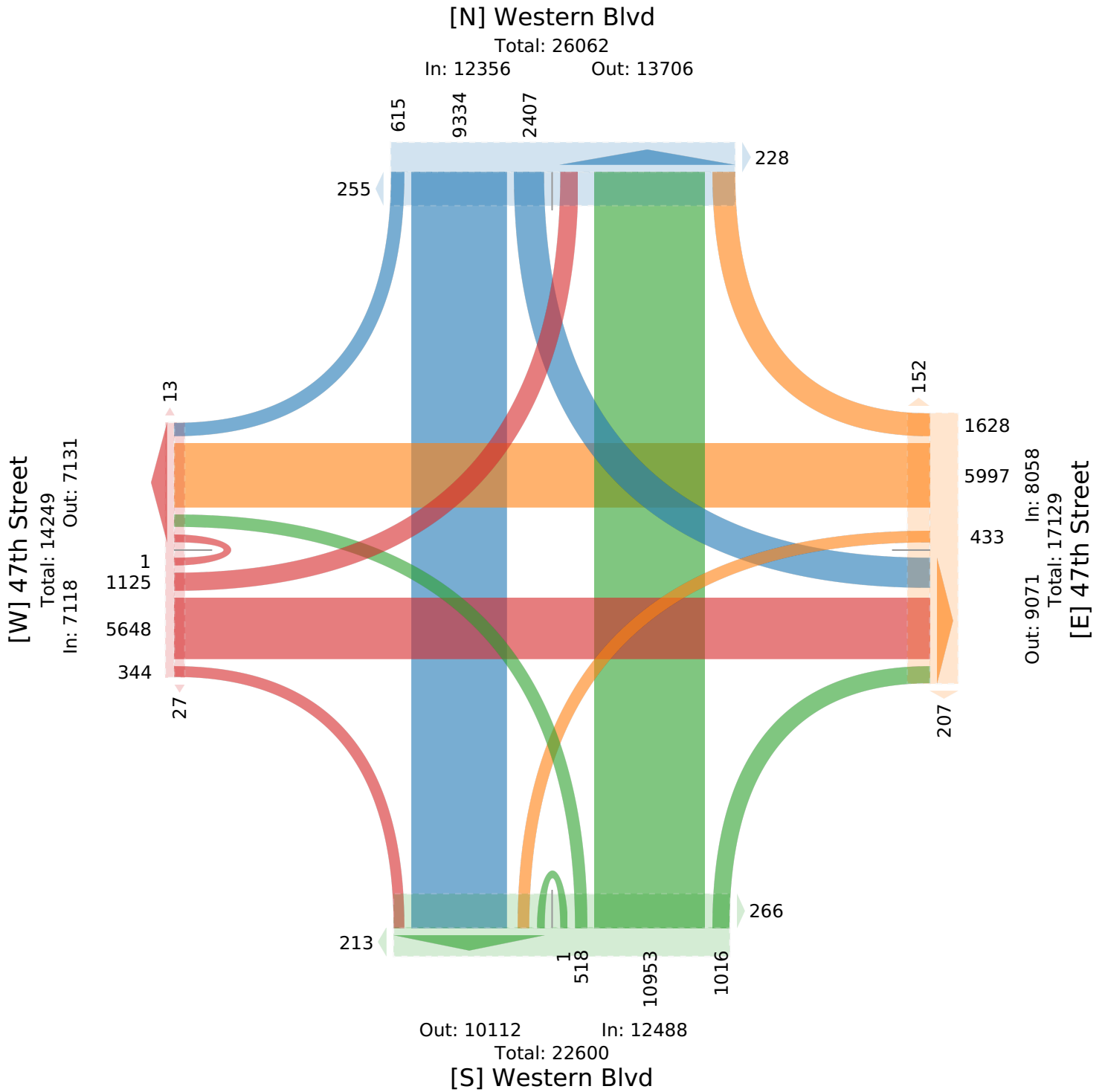
All Movements

ID: 1079434, Location: 41.808421, -87.683869

Provided by: Fish Transportation Group Inc.

1950 N Washington Street, Suite 211,

Naperville, IL, 60563, US



Western Blvd - 47th Street - TMC

Tue Jun 6, 2023

Midday Peak (Jun 06 2023 1PM - 2 PM)

All Classes (Lights, Articulated Trucks, Buses and Single-Unit Trucks, Pedestrians, Bicycles on Road, Bicycles on Crosswalk)

All Movements

ID: 1079434, Location: 41.808421, -87.683869

Provided by: Fish Transportation Group Inc.

1950 N Washington Street, Suite 211,

Naperville, IL, 60563, US

Leg Direction	Western Blvd Southbound						47th Street Westbound						Western Blvd Northbound						47th Street Eastbound						
Time	R	T	L	U	App	Ped*	R	T	L	U	App	Ped*	R	T	L	U	App	Ped*	R	T	L	U	App	Ped*	Int
2023-06-06 1:00PM	10	111	44	0	165	14	16	58	4	0	78	13	13	119	6	0	138	24	4	85	19	0	108	2	489
1:15PM	15	130	29	0	174	4	16	76	6	0	98	8	19	161	3	0	183	15	4	95	21	0	120	1	575
1:30PM	9	119	32	0	160	3	22	60	1	0	83	4	12	135	11	0	158	5	7	82	14	0	103	1	504
1:45PM	10	121	31	0	162	5	12	71	4	0	87	7	13	165	7	0	185	10	3	72	18	0	93	0	527
Total	44	481	136	0	661	26	66	265	15	0	346	32	57	580	27	0	664	54	18	334	72	0	424	4	2095
% Approach	6.7%	72.8%	20.6%	0%	-	-	19.1%	76.6%	4.3%	0%	-	-	8.6%	87.3%	4.1%	0%	-	-	4.2%	78.8%	17.0%	0%	-	-	-
% Total	2.1%	23.0%	6.5%	0%	31.6%	-	3.2%	12.6%	0.7%	0%	16.5%	-	2.7%	27.7%	1.3%	0%	31.7%	-	0.9%	15.9%	3.4%	0%	20.2%	-	-
PHF	0.733	0.925	0.773	-	0.950	-	0.750	0.872	0.625	-	0.883	-	0.750	0.879	0.614	-	0.897	-	0.643	0.894	0.857	-	0.895	-	0.913
Lights	44	470	128	0	642	-	58	230	15	0	303	-	57	568	26	0	651	-	18	294	70	0	382	-	1978
% Lights	100%	97.7%	94.1%	0%	97.1%	-	87.9%	86.8%	100%	0%	87.6%	-	100%	97.9%	96.3%	0%	98.0%	-	100%	88.0%	97.2%	0%	90.1%	-	94.4%
Articulated Trucks	0	1	2	0	3	-	4	9	0	0	13	-	0	0	0	0	0	-	0	19	1	0	20	-	36
% Articulated Trucks	0%	0.2%	1.5%	0%	0.5%	-	6.1%	3.4%	0%	0%	3.8%	-	0%	0%	0%	0%	0%	-	0%	5.7%	1.4%	0%	4.7%	-	1.7%
Buses and Single-Unit Trucks	0	10	6	0	16	-	4	26	0	0	30	-	0	12	1	0	13	-	0	16	1	0	17	-	76
% Buses and Single-Unit Trucks	0%	2.1%	4.4%	0%	2.4%	-	6.1%	9.8%	0%	0%	8.7%	-	0%	2.1%	3.7%	0%	2.0%	-	0%	4.8%	1.4%	0%	4.0%	-	3.6%
Bicycles on Road	0	0	0	0	0	-	0	0	0	0	0	-	0	0	0	0	0	-	0	5	0	0	5	-	5
% Bicycles on Road	0%	0%	0%	0%	0%	-	0%	0%	0%	0%	0%	-	0%	0%	0%	0%	0%	-	0%	1.5%	0%	0%	1.2%	-	0.2%
Pedestrians	-	-	-	-	-	22	-	-	-	-	-	30	-	-	-	-	-	53	-	-	-	-	-	4	
% Pedestrians	-	-	-	-	-	84.6%	-	-	-	-	-	93.8%	-	-	-	-	-	98.1%	-	-	-	-	-	100%	
Bicycles on Crosswalk	-	-	-	-	-	4	-	-	-	-	-	2	-	-	-	-	-	1	-	-	-	-	-	0	
% Bicycles on Crosswalk	-	-	-	-	-	15.4%	-	-	-	-	-	6.3%	-	-	-	-	-	1.9%	-	-	-	-	-	0%	

*Pedestrians and Bicycles on Crosswalk. L: Left, R: Right, T: Thru, U: U-Turn

Western Blvd - 47th Street - TMC

Tue Jun 6, 2023

Midday Peak (Jun 06 2023 1PM - 2 PM)

All Classes (Lights, Articulated Trucks, Buses and Single-Unit Trucks, Pedestrians, Bicycles on Road, Bicycles on Crosswalk)

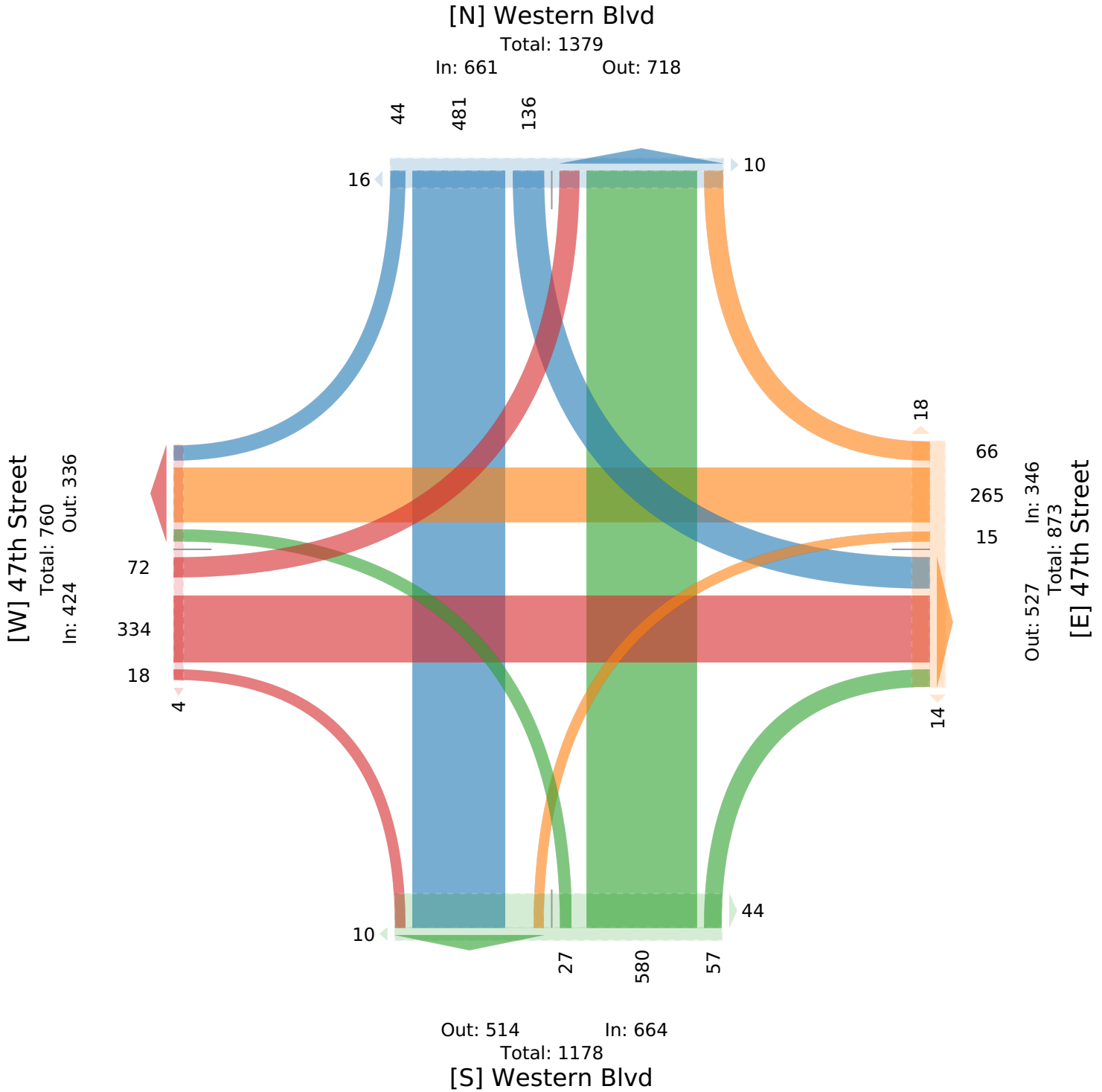
All Movements

ID: 1079434, Location: 41.808421, -87.683869

Provided by: Fish Transportation Group Inc.

1950 N Washington Street, Suite 211,

Naperville, IL, 60563, US



Western Blvd - 47th Street - TMC

Tue Jun 6, 2023

PM Peak (Jun 06 2023 3:30PM - 4:30 PM) - Overall Peak Hour

All Classes (Lights, Articulated Trucks, Buses and Single-Unit Trucks, Pedestrians, Bicycles on Road, Bicycles on Crosswalk)

All Movements

ID: 1079434, Location: 41.808421, -87.683869

Provided by: Fish Transportation Group Inc.

1950 N Washington Street, Suite 211,

Naperville, IL, 60563, US

Leg Direction	Western Blvd Southbound						47th Street Westbound						Western Blvd Northbound						47th Street Eastbound						Int
	R	T	L	U	App	Ped*	R	T	L	U	App	Ped*	R	T	L	U	App	Ped*	R	T	L	U	App	Ped*	
2023-06-06 3:30PM	9	303	55	0	367	5	29	81	9	0	119	1	14	180	8	0	202	22	6	83	14	0	103	3	791
3:45PM	9	257	51	0	317	12	21	90	10	0	121	9	9	166	8	0	183	5	5	84	23	0	112	0	733
4:00PM	13	271	47	0	331	9	17	109	6	0	132	7	20	140	9	0	169	5	7	96	11	0	114	0	746
4:15PM	12	290	44	0	346	9	17	99	13	0	129	5	12	154	8	0	174	14	10	98	17	0	125	0	774
Total	43	1121	197	0	1361	35	84	379	38	0	501	22	55	640	33	0	728	46	28	361	65	0	454	3	3044
% Approach	3.2%	82.4%	14.5%	0%	-	-	16.8%	75.6%	7.6%	0%	-	-	7.6%	87.9%	4.5%	0%	-	-	6.2%	79.5%	14.3%	0%	-	-	-
% Total	1.4%	36.8%	6.5%	0%	44.7%	-	2.8%	12.5%	1.2%	0%	16.5%	-	1.8%	21.0%	1.1%	0%	23.9%	-	0.9%	11.9%	2.1%	0%	14.9%	-	-
PHF	0.808	0.925	0.895	-	0.929	-	0.724	0.869	0.731	-	0.949	-	0.688	0.889	0.917	-	0.901	-	0.700	0.918	0.707	-	0.906	-	0.963
Lights	41	1114	189	0	1344	-	79	339	37	0	455	-	54	626	33	0	713	-	28	331	64	0	423	-	2935
% Lights	95.3%	99.4%	95.9%	0%	98.8%	-	94.0%	89.4%	97.4%	0%	90.8%	-	98.2%	97.8%	100%	0%	97.9%	-	100%	91.7%	98.5%	0%	93.2%	-	96.4%
Articulated Trucks	1	0	2	0	3	-	2	16	0	0	18	-	0	0	0	0	0	-	0	13	0	0	13	-	34
% Articulated Trucks	2.3%	0%	1.0%	0%	0.2%	-	2.4%	4.2%	0%	0%	3.6%	-	0%	0%	0%	0%	0%	-	0%	3.6%	0%	0%	2.9%	-	1.1%
Buses and Single-Unit Trucks	0	7	6	0	13	-	3	24	1	0	28	-	1	14	0	0	15	-	0	16	1	0	17	-	73
% Buses and Single-Unit Trucks	0%	0.6%	3.0%	0%	1.0%	-	3.6%	6.3%	2.6%	0%	5.6%	-	1.8%	2.2%	0%	0%	2.1%	-	0%	4.4%	1.5%	0%	3.7%	-	2.4%
Bicycles on Road	1	0	0	0	1	-	0	0	0	0	0	-	0	0	0	0	0	-	0	1	0	0	1	-	2
% Bicycles on Road	2.3%	0%	0%	0%	0.1%	-	0%	0%	0%	0%	0%	-	0%	0%	0%	0%	0%	-	0%	0.3%	0%	0%	0.2%	-	0.1%
Pedestrians	-	-	-	-	-	29	-	-	-	-	-	19	-	-	-	-	-	43	-	-	-	-	-	3	-
% Pedestrians	-	-	-	-	-	82.9%	-	-	-	-	-	86.4%	-	-	-	-	-	93.5%	-	-	-	-	-	100%	-
Bicycles on Crosswalk	-	-	-	-	-	6	-	-	-	-	-	3	-	-	-	-	-	3	-	-	-	-	-	0	-
% Bicycles on Crosswalk	-	-	-	-	-	17.1%	-	-	-	-	-	13.6%	-	-	-	-	-	6.5%	-	-	-	-	-	0%	-

* Pedestrians and Bicycles on Crosswalk. L: Left, R: Right, T: Thru, U: U-Turn

Western Blvd - 47th Street - TMC

Tue Jun 6, 2023

PM Peak (Jun 06 2023 3:30PM - 4:30 PM) - Overall Peak Hour

All Classes (Lights, Articulated Trucks, Buses and Single-Unit Trucks, Pedestrians, Bicycles on Road, Bicycles on Crosswalk)

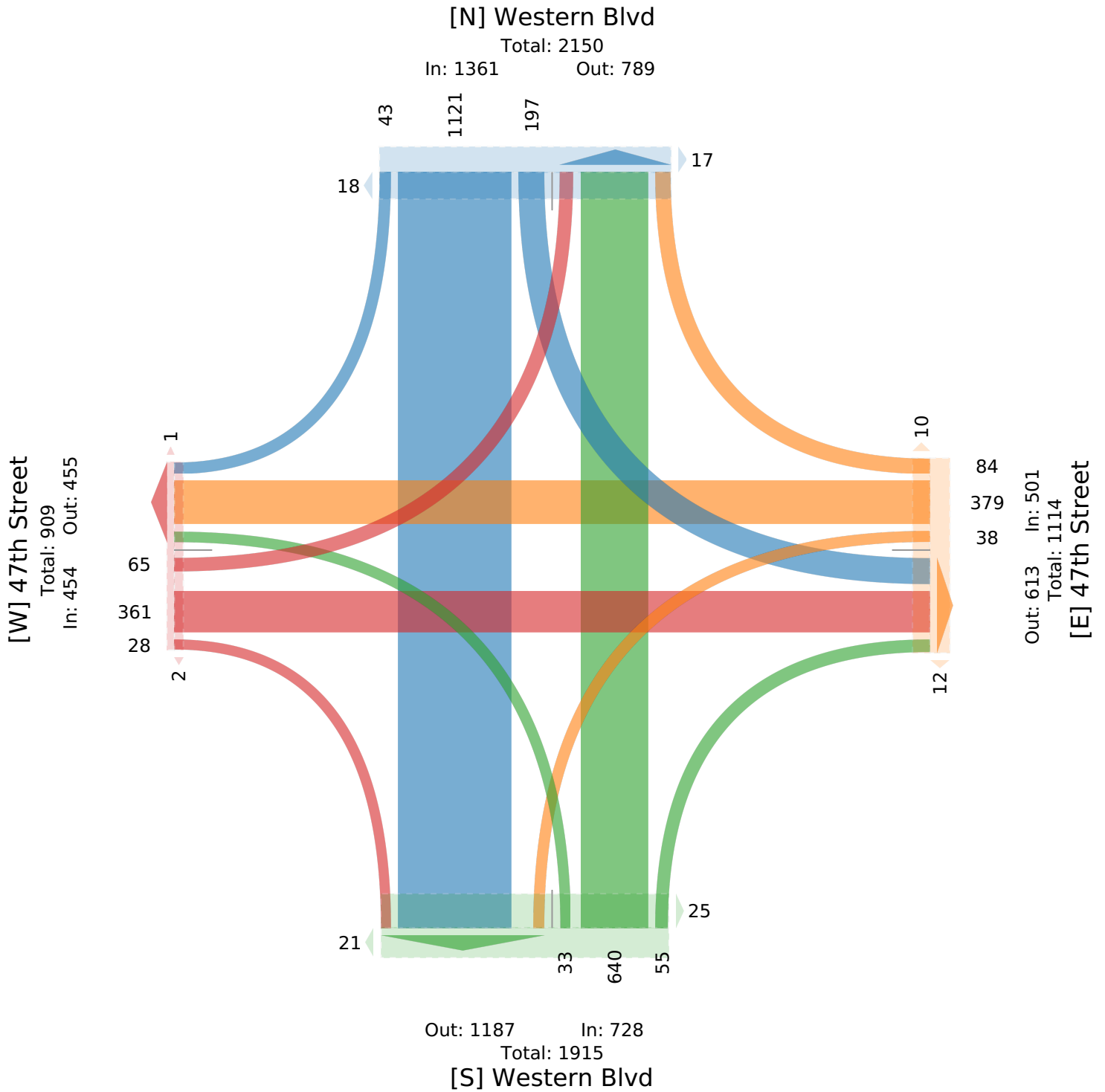
All Movements

ID: 1079434, Location: 41.808421, -87.683869

Provided by: Fish Transportation Group Inc.

1950 N Washington Street, Suite 211,

Naperville, IL, 60563, US



Western Blvd - 47th Street - TMC

Wed Jun 7, 2023

AM Peak (Jun 07 2023 7:30AM - 8:30 AM)

All Classes (Lights, Articulated Trucks, Buses and Single-Unit Trucks, Pedestrians, Bicycles on Road, Bicycles on Crosswalk)

All Movements

ID: 1079434, Location: 41.808421, -87.683869

Provided by: Fish Transportation Group Inc.

1950 N Washington Street, Suite 211,

Naperville, IL, 60563, US

Leg Direction	Western Blvd Southbound						47th Street Westbound						Western Blvd Northbound						47th Street Eastbound						Int
	R	T	L	U	App	Ped*	R	T	L	U	App	Ped*	R	T	L	U	App	Ped*	R	T	L	U	App	Ped*	
2023-06-07 7:30AM	7	88	33	0	128	0	41	89	3	0	133	14	8	292	11	0	311	15	3	71	20	0	94	1	666
7:45AM	11	115	42	0	168	0	31	95	5	0	131	10	15	277	7	0	299	17	10	78	23	0	111	0	709
8:00AM	7	105	33	0	145	3	34	90	6	0	130	7	9	250	9	0	268	9	7	102	22	0	131	0	674
8:15AM	6	106	36	0	148	9	34	71	2	0	107	8	12	254	8	0	274	4	3	81	24	0	108	0	637
Total	31	414	144	0	589	12	140	345	16	0	501	39	44	1073	35	0	1152	45	23	332	89	0	444	1	2686
% Approach	5.3%	70.3%	24.4%	0%	-	-	27.9%	68.9%	3.2%	0%	-	-	3.8%	93.1%	3.0%	0%	-	-	5.2%	74.8%	20.0%	0%	-	-	-
% Total	1.2%	15.4%	5.4%	0%	21.9%	-	5.2%	12.8%	0.6%	0%	18.7%	-	1.6%	39.9%	1.3%	0%	42.9%	-	0.9%	12.4%	3.3%	0%	16.5%	-	-
PHF	0.705	0.900	0.857	-	0.876	-	0.854	0.908	0.667	-	0.942	-	0.733	0.919	0.795	-	0.926	-	0.575	0.819	0.927	-	0.852	-	0.947
Lights	31	406	141	0	578	-	134	319	16	0	469	-	44	1062	35	0	1141	-	23	292	86	0	401	-	2589
% Lights	100%	98.1%	97.9%	0%	98.1%	-	95.7%	92.5%	100%	0%	93.6%	-	100%	99.0%	100%	0%	99.0%	-	100%	88.0%	96.6%	0%	90.3%	-	96.4%
Articulated Trucks	0	2	0	0	2	-	0	5	0	0	5	-	0	1	0	0	1	-	0	9	1	0	10	-	18
% Articulated Trucks	0%	0.5%	0%	0%	0.3%	-	0%	1.4%	0%	0%	1.0%	-	0%	0.1%	0%	0%	0.1%	-	0%	2.7%	1.1%	0%	2.3%	-	0.7%
Buses and Single-Unit Trucks	0	6	3	0	9	-	6	21	0	0	27	-	0	10	0	0	10	-	0	30	2	0	32	-	78
% Buses and Single-Unit Trucks	0%	1.4%	2.1%	0%	1.5%	-	4.3%	6.1%	0%	0%	5.4%	-	0%	0.9%	0%	0%	0.9%	-	0%	9.0%	2.2%	0%	7.2%	-	2.9%
Bicycles on Road	0	0	0	0	0	-	0	0	0	0	0	-	0	0	0	0	0	-	0	1	0	0	1	-	1
% Bicycles on Road	0%	0%	0%	0%	0%	-	0%	0%	0%	0%	0%	-	0%	0%	0%	0%	0%	-	0%	0.3%	0%	0%	0.2%	-	0%
Pedestrians	-	-	-	-	-	9	-	-	-	-	-	36	-	-	-	-	-	42	-	-	-	-	-	1	-
% Pedestrians	-	-	-	-	-	75.0%	-	-	-	-	-	92.3%	-	-	-	-	-	93.3%	-	-	-	-	-	100%	-
Bicycles on Crosswalk	-	-	-	-	-	3	-	-	-	-	-	3	-	-	-	-	-	3	-	-	-	-	-	0	-
% Bicycles on Crosswalk	-	-	-	-	-	25.0%	-	-	-	-	-	7.7%	-	-	-	-	-	6.7%	-	-	-	-	-	0%	-

* Pedestrians and Bicycles on Crosswalk. L: Left, R: Right, T: Thru, U: U-Turn

Western Blvd - 47th Street - TMC

Wed Jun 7, 2023

AM Peak (Jun 07 2023 7:30AM - 8:30 AM)

All Classes (Lights, Articulated Trucks, Buses and Single-Unit Trucks, Pedestrians, Bicycles on Road, Bicycles on Crosswalk)

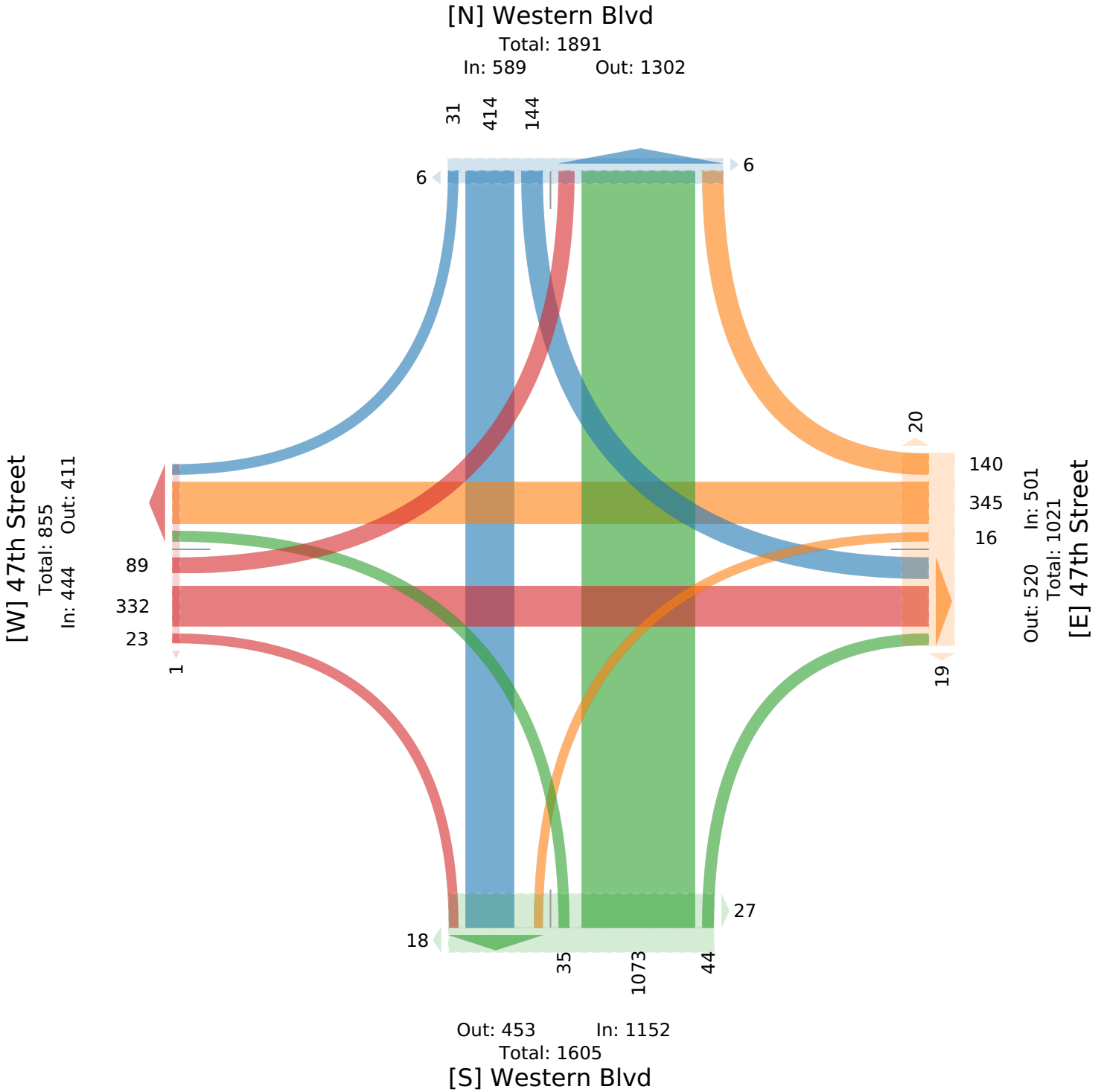
All Movements

ID: 1079434, Location: 41.808421, -87.683869

Provided by: Fish Transportation Group Inc.

1950 N Washington Street, Suite 211,

Naperville, IL, 60563, US



Fish Transportation Group

1950 N Washington Street

Suite 211

Naperville, Illinois 60563

Western Blvd & 47th Street

06-06-23

Groups Printed- Mediums - Articulated Trucks

Start Time	Western Blvd From North				47th Street From East				Western Blvd From South				47th Street From West				Int. Total
	Right	Thru	Left	Peds	Right	Thru	Left	Peds	Right	Thru	Left	Peds	Right	Thru	Left	Peds	
01:00 PM	0	11	8	0	8	35	0	0	0	12	1	0	0	35	2	0	112
02:00 PM	0	16	7	0	4	42	2	0	1	4	2	0	1	26	9	0	114
03:00 PM	0	7	8	0	3	30	2	0	1	12	0	0	0	32	2	0	97
04:00 PM	2	13	6	0	4	39	0	0	1	16	0	0	0	23	2	0	106
05:00 PM	0	10	0	0	0	36	0	0	2	7	0	0	0	28	3	0	86
06:00 PM	0	1	1	0	4	24	1	0	0	4	0	0	1	15	2	0	53
07:00 PM	0	2	0	0	0	11	0	0	0	2	0	0	0	11	1	0	27
08:00 PM	1	9	1	0	1	8	0	0	0	10	0	0	0	7	0	0	37
09:00 PM	0	8	0	0	1	8	0	0	0	6	0	0	0	6	0	0	29
10:00 PM	0	6	0	0	0	7	0	0	1	5	0	0	1	4	0	0	24
11:00 PM	0	2	1	0	0	7	0	0	0	0	0	0	0	3	0	0	13
12:00 AM	0	1	0	0	1	3	0	0	0	1	0	0	0	5	0	0	11
01:00 AM	0	2	1	0	0	5	0	0	0	4	0	0	0	5	0	0	17
02:00 AM	0	0	0	0	0	6	0	0	0	0	0	0	0	0	0	0	6
03:00 AM	0	1	0	0	0	2	0	0	0	1	0	0	0	6	1	0	11
04:00 AM	0	1	0	0	0	9	0	0	0	1	0	0	0	15	0	0	26
05:00 AM	0	0	0	0	0	26	0	0	0	2	0	0	0	23	1	0	52
06:00 AM	1	9	5	0	3	34	0	0	3	10	1	0	1	31	2	0	100
07:00 AM	0	8	2	0	4	35	0	0	0	12	1	0	1	44	6	0	113
08:00 AM	1	10	2	0	7	39	1	0	1	7	0	0	0	48	2	0	118
09:00 AM	0	2	5	0	4	26	0	0	2	12	1	0	0	48	1	0	101
10:00 AM	1	9	3	0	5	35	0	0	3	10	3	0	0	43	6	0	118
11:00 AM	0	12	1	0	5	32	0	0	2	23	1	0	0	32	2	0	110
12:00 PM	0	5	2	0	4	35	2	0	3	13	1	0	0	29	1	0	95
Grand Total	6	145	53	0	58	534	8	0	20	174	11	0	5	519	43	0	1576
Apprch %	2.9	71.1	26	0	9.7	89	1.3	0	9.8	84.9	5.4	0	0.9	91.5	7.6	0	
Total %	0.4	9.2	3.4	0	3.7	33.9	0.5	0	1.3	11	0.7	0	0.3	32.9	2.7	0	
Mediums	3	137	40	0	41	349	7	0	19	165	7	0	5	322	35	0	1130
% Mediums	50	94.5	75.5	0	70.7	65.4	87.5	0	95	94.8	63.6	0	100	62	81.4	0	71.7
Articulated Trucks	3	8	13	0	17	185	1	0	1	9	4	0	0	197	8	0	446
% Articulated Trucks	50	5.5	24.5	0	29.3	34.6	12.5	0	5	5.2	36.4	0	0	38	18.6	0	28.3

Fish Transportation Group

1950 N Washington Street
Suite 211
Naperville, Illinois 60563

Western Blvd & 47th Street

06-06-23

Groups Printed- Articulated Trucks

Start Time	Western Blvd From North				47th Street From East				Western Blvd From South				47th Street From West				Int. Total
	Right	Thru	Left	Peds	Right	Thru	Left	Peds	Right	Thru	Left	Peds	Right	Thru	Left	Peds	
01:00 PM	0	1	2	0	4	9	0	0	0	0	0	0	0	19	1	0	36
02:00 PM	0	3	0	0	3	19	0	0	0	0	1	0	0	15	1	0	42
03:00 PM	0	0	5	0	1	10	0	0	0	1	0	0	0	16	0	0	33
04:00 PM	1	0	1	0	1	17	0	0	0	0	0	0	0	9	1	0	30
05:00 PM	0	0	0	0	0	12	0	0	0	0	0	0	0	11	0	0	23
06:00 PM	0	0	0	0	1	10	0	0	0	0	0	0	0	4	0	0	15
07:00 PM	0	0	0	0	0	0	0	0	0	0	0	0	0	2	0	0	2
08:00 PM	1	0	0	0	1	2	0	0	0	0	0	0	0	0	0	0	4
09:00 PM	0	0	0	0	1	1	0	0	0	0	0	0	0	3	0	0	5
10:00 PM	0	0	0	0	0	2	0	0	0	0	0	0	0	2	0	0	4
11:00 PM	0	0	1	0	0	1	0	0	0	0	0	0	0	0	0	0	2
12:00 AM	0	0	0	0	0	1	0	0	0	0	0	0	0	1	0	0	2
01:00 AM	0	0	1	0	0	2	0	0	0	0	0	0	0	2	0	0	5
02:00 AM	0	0	0	0	0	0	0	0	0	0	0	0	0	0	0	0	0
03:00 AM	0	0	0	0	0	0	0	0	0	0	0	0	0	1	0	0	1
04:00 AM	0	0	0	0	0	7	0	0	0	0	0	0	0	8	0	0	15
05:00 AM	0	0	0	0	0	15	0	0	0	0	0	0	0	6	0	0	21
06:00 AM	0	0	1	0	0	14	0	0	0	3	0	0	0	6	0	0	24
07:00 AM	0	1	0	0	1	11	0	0	0	0	0	0	0	13	1	0	27
08:00 AM	1	2	0	0	0	10	0	0	0	1	0	0	0	15	0	0	29
09:00 AM	0	0	2	0	1	10	0	0	0	0	1	0	0	18	1	0	33
10:00 AM	0	0	0	0	2	13	0	0	1	1	1	0	0	15	2	0	35
11:00 AM	0	1	0	0	1	11	0	0	0	2	0	0	0	18	1	0	34
12:00 PM	0	0	0	0	0	8	1	0	0	1	1	0	0	13	0	0	24
Grand Total	3	8	13	0	17	185	1	0	1	9	4	0	0	197	8	0	446
Apprch %	12.5	33.3	54.2	0	8.4	91.1	0.5	0	7.1	64.3	28.6	0	0	96.1	3.9	0	
Total %	0.7	1.8	2.9	0	3.8	41.5	0.2	0	0.2	2	0.9	0	0	44.2	1.8	0	

Western Avenue - 47th Street - TMC

Tue Jun 6, 2023

Full Length (1 PM-1 PM (+1))

All Classes (Lights, Articulated Trucks, Buses and Single-Unit Trucks, Pedestrians, Bicycles on Road, Bicycles on Crosswalk)

All Movements

ID: 1079433, Location: 41.808436, -87.684404

Provided by: Fish Transportation Group Inc.
1950 N Washington Street, Suite 211,
Naperville, IL, 60563, US

Leg Direction	Western Avenue Southbound						47th Street Westbound						Western Avenue Northbound						47th Street Eastbound						Int
	R	T	L	U	App	Ped*	R	T	L	U	App	Ped*	R	T	L	U	App	Ped*	R	T	L	U	App	Ped*	
2023-06-06 1:00PM	66	496	62	0	624	33	46	240	52	0	338	6	47	691	65	0	803	59	40	281	30	1	352	76	2117
2:00PM	95	650	79	0	824	29	69	328	58	0	455	1	36	696	86	0	818	38	39	316	32	0	387	71	2484
3:00PM	71	924	98	0	1093	46	75	304	86	0	465	14	42	678	78	0	798	79	50	278	30	0	358	103	2714
4:00PM	119	869	101	0	1089	36	66	351	85	1	503	9	35	566	75	0	676	50	40	333	31	0	404	95	2672
5:00PM	113	933	75	1	1122	37	50	338	96	0	484	6	20	587	92	0	699	40	46	331	36	0	413	76	2718
6:00PM	104	773	77	0	954	30	59	326	89	0	474	2	36	556	75	0	667	29	47	278	31	0	356	49	2451
7:00PM	75	445	64	0	584	24	54	251	76	0	381	2	28	413	60	0	501	23	39	269	29	0	337	46	1803
8:00PM	43	484	50	0	577	27	45	215	53	0	313	1	35	345	51	0	431	29	42	248	22	0	312	27	1633
9:00PM	29	377	47	0	453	13	30	144	43	0	217	3	19	318	36	0	373	5	23	177	24	0	224	26	1267
10:00PM	33	327	38	0	398	8	32	118	35	0	185	4	16	235	32	0	283	10	18	133	15	0	166	22	1032
11:00PM	22	269	18	0	309	7	26	75	32	0	133	0	10	147	21	0	178	4	20	94	5	0	119	15	739
2023-06-07 12:00AM	20	152	15	0	187	6	9	44	13	0	66	2	4	83	20	0	107	6	12	49	4	0	65	3	425
1:00AM	14	91	14	0	119	0	7	39	16	0	62	0	6	55	9	0	70	2	6	42	8	0	56	5	307
2:00AM	13	73	10	0	96	0	9	23	5	0	37	0	3	58	9	0	70	2	6	38	5	0	49	3	252
3:00AM	22	53	8	1	84	3	13	47	8	0	68	1	7	132	20	0	159	1	13	47	15	0	75	6	386
4:00AM	12	71	7	0	90	4	29	94	10	0	133	3	7	326	37	0	370	8	21	101	35	0	157	9	750
5:00AM	30	163	18	0	211	12	63	158	18	0	239	5	21	775	45	0	841	15	37	224	45	0	306	17	1597
6:00AM	32	279	32	0	343	23	64	163	24	0	251	4	23	1048	59	0	1130	25	38	243	24	0	305	14	2029
7:00AM	45	571	65	0	681	27	98	255	52	0	405	10	37	1129	77	0	1243	55	33	291	46	0	370	65	2699
8:00AM	54	526	85	0	665	30	71	213	66	0	350	3	44	869	65	0	978	46	46	316	51	0	413	80	2406
9:00AM	52	370	68	0	490	42	68	254	59	0	381	4	38	729	45	0	812	38	37	269	54	0	360	52	2043
10:00AM	85	404	62	0	551	38	55	255	59	0	369	4	27	631	58	0	716	26	63	244	32	0	339	44	1975
11:00AM	62	434	82	0	578	43	60	277	65	0	402	16	33	578	61	1	673	32	50	276	34	0	360	44	2013
12:00PM	81	439	78	0	598	31	68	296	69	0	433	4	33	593	80	0	706	39	42	278	39	0	359	79	2096
Total	1292	10173	1253	2	12720	549	1166	4808	1169	1	7144	104	607	12238	1256	1	14102	661	808	5156	677	1	6642	1027	40608
% Approach	10.2%	80.0%	9.9%	0%	-	-	16.3%	67.3%	16.4%	0%	-	-	4.3%	86.8%	8.9%	0%	-	-	12.2%	77.6%	10.2%	0%	-	-	-
% Total	3.2%	25.1%	3.1%	0%	31.3%	-	2.9%	11.8%	2.9%	0%	17.6%	-	1.5%	30.1%	3.1%	0%	34.7%	-	2.0%	12.7%	1.7%	0%	16.4%	-	-
Lights	1215	9459	1172	2	11848	-	1065	4437	1089	1	6592	-	527	11460	1054	1	13042	-	596	4750	605	1	5952	-	37434
% Lights	94.0%	93.0%	93.5%	100%	93.1%	-	91.3%	92.3%	93.2%	100%	92.3%	-	86.8%	93.6%	83.9%	100%	92.5%	-	73.8%	92.1%	89.4%	100%	89.6%	-	92.2%
Articulated Trucks	16	295	38	0	349	-	43	119	26	0	188	-	26	354	92	0	472	-	106	122	24	0	252	-	1261
% Articulated Trucks	1.2%	2.9%	3.0%	0%	2.7%	-	3.7%	2.5%	2.2%	0%	2.6%	-	4.3%	2.9%	7.3%	0%	3.3%	-	13.1%	2.4%	3.5%	0%	3.8%	-	3.1%
Buses and Single-Unit Trucks	61	415	41	0	517	-	58	246	54	0	358	-	54	419	109	0	582	-	104	272	48	0	424	-	1881
% Buses and Single-Unit Trucks	4.7%	4.1%	3.3%	0%	4.1%	-	5.0%	5.1%	4.6%	0%	5.0%	-	8.9%	3.4%	8.7%	0%	4.1%	-	12.9%	5.3%	7.1%	0%	6.4%	-	4.6%
Bicycles on Road	0	4	2	0	6	-	0	6	0	0	6	-	0	5	1	0	6	-	2	12	0	0	14	-	32
% Bicycles on Road	0%	0%	0.2%	0%	0%	-	0%	0.1%	0%	0%	0.1%	-	0%	0%	0.1%	0%	0%	-	0.2%	0.2%	0%	0%	0.2%	-	0.1%
Pedestrians	-	-	-	-	-	495	-	-	-	-	-	100	-	-	-	-	-	615	-	-	-	-	-	1009	-
% Pedestrians	-	-	-	-	-	90.2%	-	-	-	-	-	96.2%	-	-	-	-	-	93.0%	-	-	-	-	-	98.2%	-
Bicycles on Crosswalk	-	-	-	-	-	54	-	-	-	-	-	4	-	-	-	-	-	46	-	-	-	-	-	18	-
% Bicycles on Crosswalk	-	-	-	-	-	9.8%	-	-	-	-	-	3.8%	-	-	-	-	-	7.0%	-	-	-	-	-	1.8%	-

*Pedestrians and Bicycles on Crosswalk. L: Left, R: Right, T: Thru, U: U-Turn

Western Avenue - 47th Street - TMC

Tue Jun 6, 2023

Full Length (1 PM-1 PM (+1))

All Classes (Lights, Articulated Trucks, Buses and Single-Unit Trucks, Pedestrians, Bicycles on Road, Bicycles on Crosswalk)

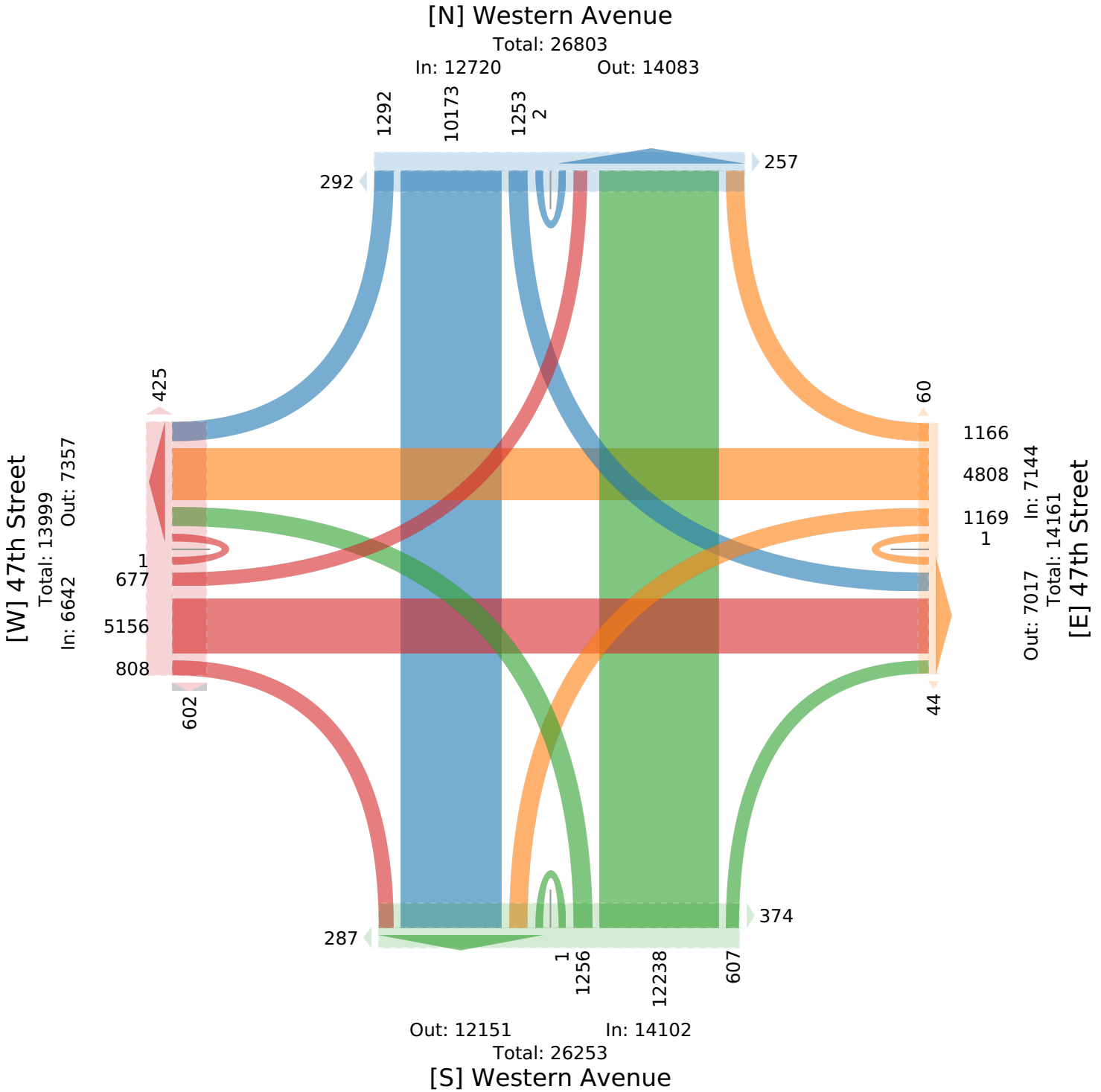
All Movements

ID: 1079433, Location: 41.808436, -87.684404

Provided by: Fish Transportation Group Inc.

1950 N Washington Street, Suite 211,

Naperville, IL, 60563, US



Western Avenue - 47th Street - TMC

Tue Jun 6, 2023

PM Peak (Jun 06 2023 4:45PM - 5:45 PM)

All Classes (Lights, Articulated Trucks, Buses and Single-Unit Trucks, Pedestrians, Bicycles on Road, Bicycles on Crosswalk)

All Movements

ID: 1079433, Location: 41.808436, -87.684404

Provided by: Fish Transportation Group Inc.

1950 N Washington Street, Suite 211,

Naperville, IL, 60563, US

Leg Direction	Western Avenue Southbound						47th Street Westbound						Western Avenue Northbound						47th Street Eastbound						
Time	R	T	L	U	App	Ped*	R	T	L	U	App	Ped*	R	T	L	U	App	Ped*	R	T	L	U	App	Ped*	Int
2023-06-06 4:45PM	29	235	31	0	295	4	20	86	23	0	129	2	10	158	27	0	195	10	10	75	11	0	96	27	715
5:00PM	32	235	25	0	292	6	16	72	27	0	115	0	4	147	16	0	167	15	14	66	12	0	92	17	666
5:15PM	27	241	14	0	282	5	12	85	27	0	124	2	6	136	21	0	163	10	8	99	10	0	117	15	686
5:30PM	32	216	18	0	266	8	10	100	20	0	130	1	7	145	27	0	179	10	14	83	6	0	103	30	678
Total	120	927	88	0	1135	23	58	343	97	0	498	5	27	586	91	0	704	45	46	323	39	0	408	89	2745
% Approach	10.6%	81.7%	7.8%	0%	-	-	11.6%	68.9%	19.5%	0%	-	-	3.8%	83.2%	12.9%	0%	-	-	11.3%	79.2%	9.6%	0%	-	-	-
% Total	4.4%	33.8%	3.2%	0%	41.3%	-	2.1%	12.5%	3.5%	0%	18.1%	-	1.0%	21.3%	3.3%	0%	25.6%	-	1.7%	11.8%	1.4%	0%	14.9%	-	-
PHF	0.938	0.960	0.710	-	0.960	-	0.725	0.864	0.898	-	0.963	-	0.675	0.926	0.843	-	0.901	-	0.821	0.816	0.813	-	0.872	-	0.958
Lights	116	895	82	0	1093	-	56	311	90	0	457	-	23	558	80	0	661	-	42	307	39	0	388	-	2599
% Lights	96.7%	96.5%	93.2%	0%	96.3%	-	96.6%	90.7%	92.8%	0%	91.8%	-	85.2%	95.2%	87.9%	0%	93.9%	-	91.3%	95.0%	100%	0%	95.1%	-	94.7%
Articulated Trucks	0	10	4	0	14	-	2	9	3	0	14	-	0	14	4	0	18	-	2	3	0	0	5	-	51
% Articulated Trucks	0%	1.1%	4.5%	0%	1.2%	-	3.4%	2.6%	3.1%	0%	2.8%	-	0%	2.4%	4.4%	0%	2.6%	-	4.3%	0.9%	0%	0%	1.2%	-	1.9%
Buses and Single-Unit Trucks	4	20	2	0	26	-	0	22	4	0	26	-	4	13	7	0	24	-	2	13	0	0	15	-	91
% Buses and Single-Unit Trucks	3.3%	2.2%	2.3%	0%	2.3%	-	0%	6.4%	4.1%	0%	5.2%	-	14.8%	2.2%	7.7%	0%	3.4%	-	4.3%	4.0%	0%	0%	3.7%	-	3.3%
Bicycles on Road	0	2	0	0	2	-	0	1	0	0	1	-	0	1	0	0	1	-	0	0	0	0	0	-	4
% Bicycles on Road	0%	0.2%	0%	0%	0.2%	-	0%	0.3%	0%	0%	0.2%	-	0%	0.2%	0%	0%	0.1%	-	0%	0%	0%	0%	0%	-	0.1%
Pedestrians	-	-	-	-	-	19	-	-	-	-	-	5	-	-	-	-	-	40	-	-	-	-	-	-	88
% Pedestrians	-	-	-	-	-	82.6%	-	-	-	-	-	100%	-	-	-	-	-	88.9%	-	-	-	-	-	-	98.9%
Bicycles on Crosswalk	-	-	-	-	-	4	-	-	-	-	-	0	-	-	-	-	-	5	-	-	-	-	-	-	1
% Bicycles on Crosswalk	-	-	-	-	-	17.4%	-	-	-	-	-	0%	-	-	-	-	-	11.1%	-	-	-	-	-	-	1.1%

* Pedestrians and Bicycles on Crosswalk. L: Left, R: Right, T: Thru, U: U-Turn

Western Avenue - 47th Street - TMC

Tue Jun 6, 2023

PM Peak (Jun 06 2023 4:45PM - 5:45 PM)

All Classes (Lights, Articulated Trucks, Buses and Single-Unit Trucks, Pedestrians, Bicycles on Road, Bicycles on Crosswalk)

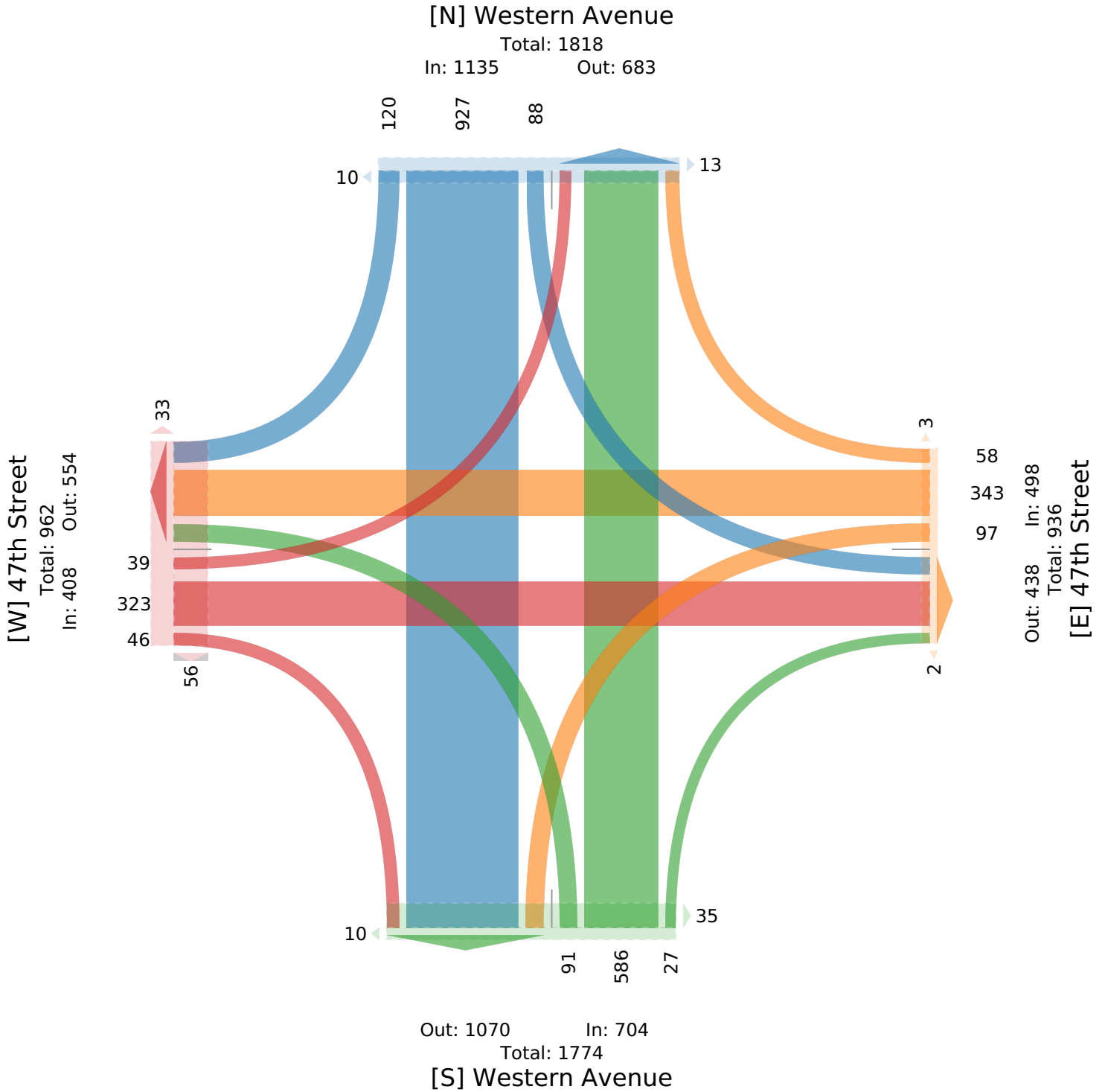
All Movements

ID: 1079433, Location: 41.808436, -87.684404

Provided by: Fish Transportation Group Inc.

1950 N Washington Street, Suite 211,

Naperville, IL, 60563, US



Western Avenue - 47th Street - TMC

Wed Jun 7, 2023

AM Peak (Jun 07 2023 7:15AM - 8:15 AM) - Overall Peak Hour

All Classes (Lights, Articulated Trucks, Buses and Single-Unit Trucks, Pedestrians, Bicycles on Road, Bicycles on Crosswalk)

All Movements

ID: 1079433, Location: 41.808436, -87.684404

Provided by: Fish Transportation Group Inc.

1950 N Washington Street, Suite 211,

Naperville, IL, 60563, US

Leg Direction	Western Avenue Southbound						47th Street Westbound						Western Avenue Northbound						47th Street Eastbound						Int
	R	T	L	U	App	Ped*	R	T	L	U	App	Ped*	R	T	L	U	App	Ped*	R	T	L	U	App	Ped*	
2023-06-07 7:15AM	11	129	20	0	160	9	19	70	12	0	101	2	8	284	20	0	312	13	9	67	11	0	87	9	660
7:30AM	15	156	13	0	184	5	28	68	11	0	107	4	11	291	20	0	322	12	10	67	10	0	87	8	700
7:45AM	13	167	23	0	203	6	29	56	23	0	108	1	13	278	20	0	311	21	5	77	16	0	98	26	720
8:00AM	12	162	24	0	198	4	28	64	17	0	109	0	7	244	18	0	269	9	9	96	8	0	113	7	689
Total	51	614	80	0	745	24	104	258	63	0	425	7	39	1097	78	0	1214	55	33	307	45	0	385	50	2769
% Approach	6.8%	82.4%	10.7%	0%	-	-	24.5%	60.7%	14.8%	0%	-	-	3.2%	90.4%	6.4%	0%	-	-	8.6%	79.7%	11.7%	0%	-	-	-
% Total	1.8%	22.2%	2.9%	0%	26.9%	-	3.8%	9.3%	2.3%	0%	15.3%	-	1.4%	39.6%	2.8%	0%	43.8%	-	1.2%	11.1%	1.6%	0%	13.9%	-	-
PHF	0.850	0.919	0.833	-	0.917	-	0.897	0.918	0.685	-	0.972	-	0.750	0.942	0.975	-	0.942	-	0.825	0.797	0.703	-	0.850	-	0.962
Lights	44	576	75	0	695	-	96	246	56	0	398	-	31	1037	65	0	1133	-	18	277	35	0	330	-	2556
% Lights	86.3%	93.8%	93.8%	0%	93.3%	-	92.3%	95.3%	88.9%	0%	93.6%	-	79.5%	94.5%	83.3%	0%	93.3%	-	54.5%	90.2%	77.8%	0%	85.7%	-	92.3%
Articulated Trucks	1	10	0	0	11	-	5	3	4	0	12	-	1	24	5	0	30	-	5	4	2	0	11	-	64
% Articulated Trucks	2.0%	1.6%	0%	0%	1.5%	-	4.8%	1.2%	6.3%	0%	2.8%	-	2.6%	2.2%	6.4%	0%	2.5%	-	15.2%	1.3%	4.4%	0%	2.9%	-	2.3%
Buses and Single-Unit Trucks	6	28	5	0	39	-	3	8	3	0	14	-	7	35	8	0	50	-	10	25	8	0	43	-	146
% Buses and Single-Unit Trucks	11.8%	4.6%	6.3%	0%	5.2%	-	2.9%	3.1%	4.8%	0%	3.3%	-	17.9%	3.2%	10.3%	0%	4.1%	-	30.3%	8.1%	17.8%	0%	11.2%	-	5.3%
Bicycles on Road	0	0	0	0	0	-	0	1	0	0	1	-	0	1	0	0	1	-	0	1	0	0	1	-	3
% Bicycles on Road	0%	0%	0%	0%	0%	-	0%	0.4%	0%	0%	0.2%	-	0%	0.1%	0%	0%	0.1%	-	0%	0.3%	0%	0%	0.3%	-	0.1%
Pedestrians	-	-	-	-	-	22	-	-	-	-	-	7	-	-	-	-	-	52	-	-	-	-	-	49	
% Pedestrians	-	-	-	-	-	91.7%	-	-	-	-	-	100%	-	-	-	-	-	94.5%	-	-	-	-	-	98.0%	-
Bicycles on Crosswalk	-	-	-	-	-	2	-	-	-	-	-	0	-	-	-	-	-	3	-	-	-	-	-	1	
% Bicycles on Crosswalk	-	-	-	-	-	8.3%	-	-	-	-	-	0%	-	-	-	-	-	5.5%	-	-	-	-	-	2.0%	-

* Pedestrians and Bicycles on Crosswalk. L: Left, R: Right, T: Thru, U: U-Turn

Western Avenue - 47th Street - TMC

Wed Jun 7, 2023

AM Peak (Jun 07 2023 7:15AM - 8:15 AM) - Overall Peak Hour

All Classes (Lights, Articulated Trucks, Buses and Single-Unit Trucks, Pedestrians, Bicycles on Road, Bicycles on Crosswalk)

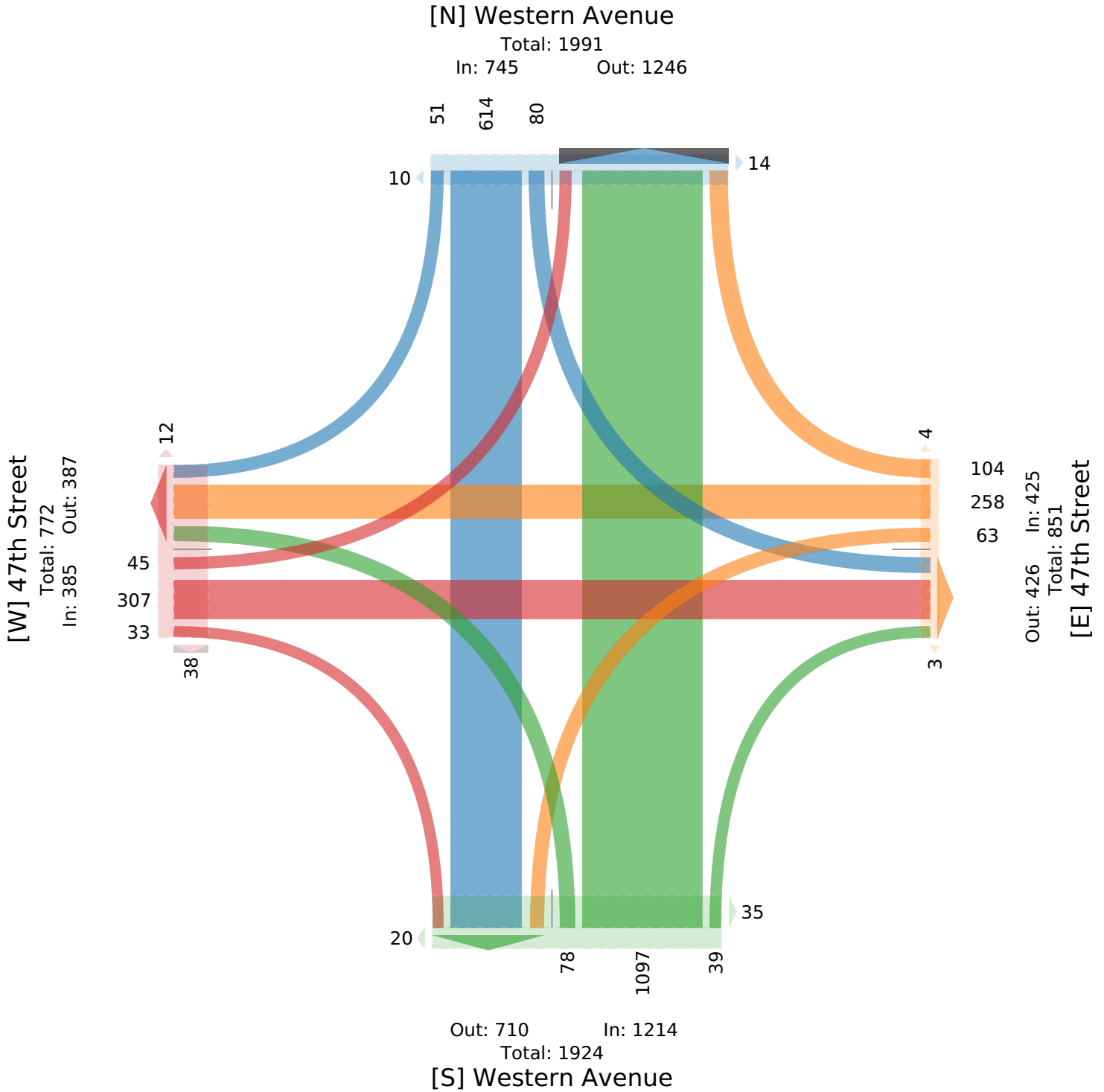
All Movements

ID: 1079433, Location: 41.808436, -87.684404

Provided by: Fish Transportation Group Inc.

1950 N Washington Street, Suite 211,

Naperville, IL, 60563, US



Western Avenue - 47th Street - TMC

Wed Jun 7, 2023

Midday Peak (Jun 07 2023 11:45AM - 12:45 PM)

All Classes (Lights, Articulated Trucks, Buses and Single-Unit Trucks, Pedestrians, Bicycles on Road, Bicycles on Crosswalk)

All Movements

ID: 1079433, Location: 41.808436, -87.684404

Provided by: Fish Transportation Group Inc.

1950 N Washington Street, Suite 211,

Naperville, IL, 60563, US

Leg Direction	Western Avenue Southbound						47th Street Westbound						Western Avenue Northbound						47th Street Eastbound						
Time	R	T	L	U	App	Ped*	R	T	L	U	App	Ped*	R	T	L	U	App	Ped*	R	T	L	U	App	Ped*	Int
2023-06-07 11:45AM	21	116	23	0	160	17	15	65	16	0	96	4	7	150	13	0	170	12	14	88	8	0	110	9	536
12:00PM	20	106	19	0	145	10	19	69	11	0	99	3	13	138	18	0	169	10	11	67	16	0	94	13	507
12:15PM	18	112	17	0	147	6	16	75	17	0	108	0	4	166	25	0	195	12	15	69	9	0	93	32	543
12:30PM	25	126	19	0	170	11	14	75	24	0	113	1	11	151	19	0	181	10	6	72	7	0	85	14	549
Total	84	460	78	0	622	44	64	284	68	0	416	8	35	605	75	0	715	44	46	296	40	0	382	68	2135
% Approach	13.5%	74.0%	12.5%	0%	-	-	15.4%	68.3%	16.3%	0%	-	-	4.9%	84.6%	10.5%	0%	-	-	12.0%	77.5%	10.5%	0%	-	-	-
% Total	3.9%	21.5%	3.7%	0%	29.1%	-	3.0%	13.3%	3.2%	0%	19.5%	-	1.6%	28.3%	3.5%	0%	33.5%	-	2.2%	13.9%	1.9%	0%	17.9%	-	-
PHF	0.840	0.913	0.848	-	0.915	-	0.842	0.947	0.708	-	0.920	-	0.673	0.911	0.750	-	0.917	-	0.767	0.841	0.625	-	0.868	-	0.972
Lights	72	415	70	0	557	-	57	259	63	0	379	-	34	539	58	0	631	-	31	271	34	0	336	-	1903
% Lights	85.7%	90.2%	89.7%	0%	89.5%	-	89.1%	91.2%	92.6%	0%	91.1%	-	97.1%	89.1%	77.3%	0%	88.3%	-	67.4%	91.6%	85.0%	0%	88.0%	-	89.1%
Articulated Trucks	2	25	3	0	30	-	2	6	1	0	9	-	0	35	8	0	43	-	10	12	1	0	23	-	105
% Articulated Trucks	2.4%	5.4%	3.8%	0%	4.8%	-	3.1%	2.1%	1.5%	0%	2.2%	-	0%	5.8%	10.7%	0%	6.0%	-	21.7%	4.1%	2.5%	0%	6.0%	-	4.9%
Buses and Single-Unit Trucks	10	20	5	0	35	-	5	19	4	0	28	-	1	31	9	0	41	-	5	13	5	0	23	-	127
% Buses and Single-Unit Trucks	11.9%	4.3%	6.4%	0%	5.6%	-	7.8%	6.7%	5.9%	0%	6.7%	-	2.9%	5.1%	12.0%	0%	5.7%	-	10.9%	4.4%	12.5%	0%	6.0%	-	5.9%
Bicycles on Road	0	0	0	0	0	-	0	0	0	0	0	-	0	0	0	0	0	-	0	0	0	0	0	-	0
% Bicycles on Road	0%	0%	0%	0%	0%	-	0%	0%	0%	0%	0%	-	0%	0%	0%	0%	0%	-	0%	0%	0%	0%	0%	-	0%
Pedestrians	-	-	-	-	-	39	-	-	-	-	-	8	-	-	-	-	-	43	-	-	-	-	-	67	
% Pedestrians	-	-	-	-	-	88.6%	-	-	-	-	-	100%	-	-	-	-	-	97.7%	-	-	-	-	-	98.5%	
Bicycles on Crosswalk	-	-	-	-	-	5	-	-	-	-	-	0	-	-	-	-	-	1	-	-	-	-	-	1	
% Bicycles on Crosswalk	-	-	-	-	-	11.4%	-	-	-	-	-	0%	-	-	-	-	-	2.3%	-	-	-	-	-	1.5%	

* Pedestrians and Bicycles on Crosswalk. L: Left, R: Right, T: Thru, U: U-Turn

Western Avenue - 47th Street - TMC

Wed Jun 7, 2023

Midday Peak (Jun 07 2023 11:45AM - 12:45 PM)

All Classes (Lights, Articulated Trucks, Buses and Single-Unit Trucks, Pedestrians, Bicycles on Road, Bicycles on Crosswalk)

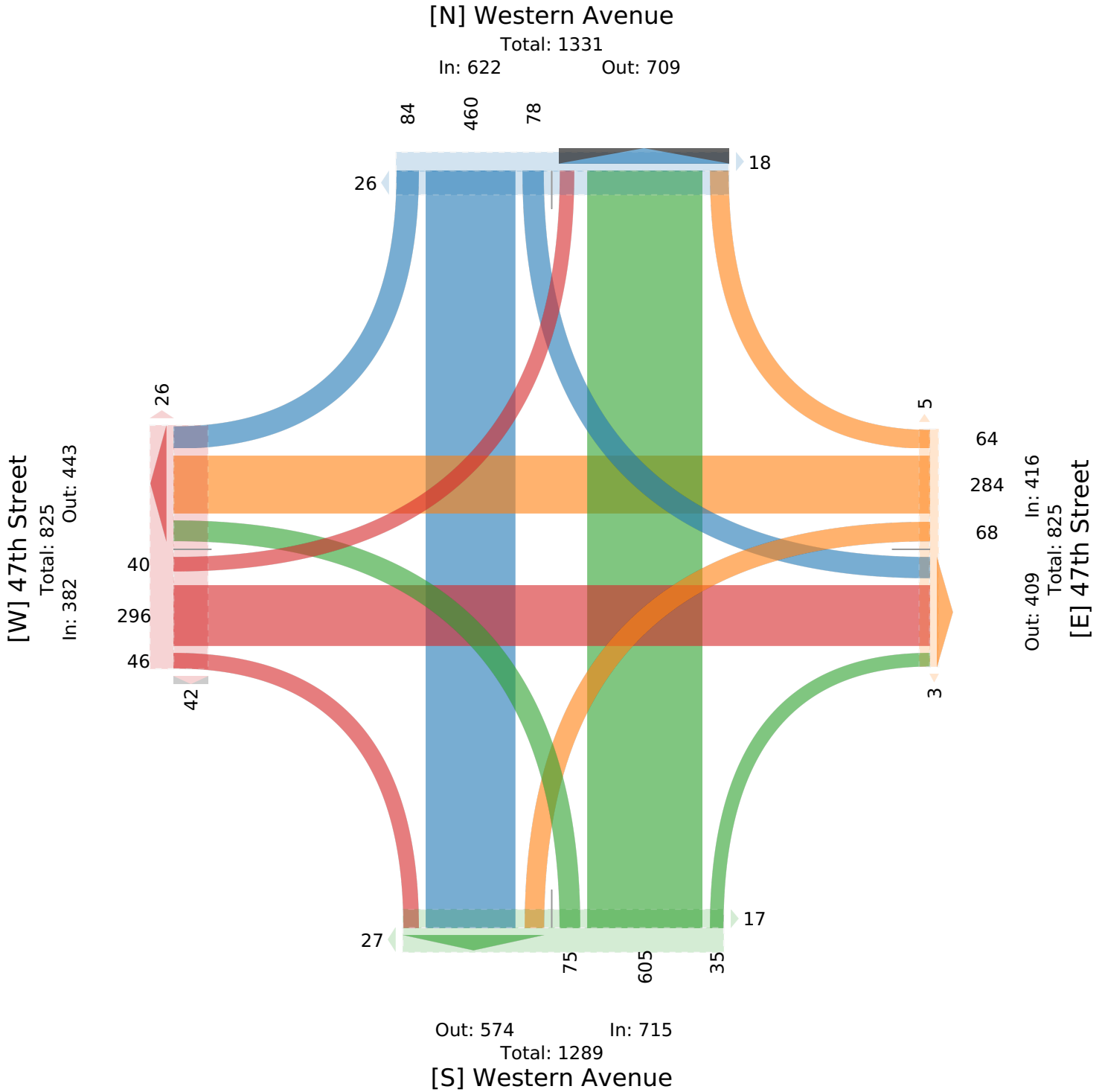
All Movements

ID: 1079433, Location: 41.808436, -87.684404

Provided by: Fish Transportation Group Inc.

1950 N Washington Street, Suite 211,

Naperville, IL, 60563, US



Fish Transportation Group

1950 N Washington Street
Suite 211
Naperville, Illinois 60563

Western Avenue & 47th Street

06-06-23

Groups Printed- Articulated Trucks

Start Time	Western Avenue From North				47th Street From East				Western Avenue From South				47th Street From West				Int. Total
	Right	Thru	Left	Peds	Right	Thru	Left	Peds	Right	Thru	Left	Peds	Right	Thru	Left	Peds	
01:00 PM	2	28	4	0	2	8	0	0	2	23	2	0	8	14	2	0	95
02:00 PM	1	33	6	0	1	17	1	0	2	47	5	0	6	5	0	0	124
03:00 PM	1	19	5	0	2	6	2	0	4	21	7	0	2	5	0	0	74
04:00 PM	1	10	4	0	0	16	2	0	0	19	7	0	4	6	0	0	69
05:00 PM	0	8	5	0	2	9	2	0	0	16	5	0	0	5	0	0	52
06:00 PM	1	6	2	0	1	7	2	0	0	12	5	0	3	1	0	0	40
07:00 PM	0	3	2	0	0	0	0	0	0	8	4	0	3	0	1	0	21
08:00 PM	0	6	0	0	1	3	0	0	0	2	3	0	2	0	1	0	18
09:00 PM	0	0	0	0	0	1	0	0	0	4	1	0	2	2	0	0	10
10:00 PM	0	2	0	0	1	1	0	0	1	5	3	0	0	0	0	0	13
11:00 PM	0	3	0	0	1	0	0	0	0	1	1	0	2	0	0	0	8
12:00 AM	0	3	0	0	0	0	1	0	0	4	2	0	2	1	0	0	13
01:00 AM	0	1	0	0	0	1	1	0	0	2	1	0	1	2	0	0	9
02:00 AM	0	2	0	0	0	1	0	0	0	1	1	0	2	0	0	0	7
03:00 AM	0	0	0	0	0	0	0	0	1	2	1	0	4	0	0	0	8
04:00 AM	1	10	0	0	3	4	0	0	0	7	2	0	5	7	0	0	39
05:00 AM	0	12	0	0	7	5	2	0	2	17	2	0	10	4	0	0	61
06:00 AM	1	16	1	0	5	7	1	0	0	23	2	0	4	7	2	0	69
07:00 AM	1	12	1	0	4	6	2	0	1	31	5	0	4	9	3	0	79
08:00 AM	1	13	0	0	1	2	3	0	2	16	5	0	7	11	4	0	65
09:00 AM	1	24	3	0	3	5	2	0	6	33	3	0	8	11	5	0	104
10:00 AM	2	21	1	0	5	7	2	0	0	8	9	0	10	12	1	0	78
11:00 AM	2	43	1	0	2	7	1	0	3	22	4	0	9	12	4	0	110
12:00 PM	1	20	3	0	2	6	2	0	2	30	12	0	8	8	1	0	95
Grand Total	16	295	38	0	43	119	26	0	26	354	92	0	106	122	24	0	1261
Apprch %	4.6	84.5	10.9	0	22.9	63.3	13.8	0	5.5	75	19.5	0	42.1	48.4	9.5	0	
Total %	1.3	23.4	3	0	3.4	9.4	2.1	0	2.1	28.1	7.3	0	8.4	9.7	1.9	0	

Fish Transportation Group

1950 N Washington Street
Suite 211
Naperville, Illinois 60563

Western Avenue & 47th Street

06-06-23

Groups Printed- Mediums - Articulated Trucks

Start Time	Western Avenue From North				47th Street From East				Western Avenue From South				47th Street From West				Int. Total
	Right	Thru	Left	Peds	Right	Thru	Left	Peds	Right	Thru	Left	Peds	Right	Thru	Left	Peds	
01:00 PM	5	42	7	0	6	34	3	0	4	63	6	0	12	28	2	0	212
02:00 PM	8	68	6	0	4	36	3	0	5	62	11	0	14	21	1	0	239
03:00 PM	7	54	8	0	6	18	5	0	7	56	13	0	9	15	2	0	200
04:00 PM	6	30	4	0	1	34	6	0	5	43	11	0	9	16	1	0	166
05:00 PM	1	27	8	0	2	28	6	0	4	29	11	0	2	17	0	0	135
06:00 PM	3	18	3	0	2	18	4	0	3	25	9	0	8	11	0	0	104
07:00 PM	0	19	2	0	1	10	0	0	0	17	6	0	7	10	2	0	74
08:00 PM	0	13	0	0	1	8	0	0	1	11	7	0	5	6	2	0	54
09:00 PM	0	7	1	0	1	7	0	0	0	12	5	0	5	5	1	0	44
10:00 PM	0	10	0	0	1	5	1	0	1	11	4	0	3	4	0	0	40
11:00 PM	0	8	0	0	3	5	0	0	0	3	3	0	5	3	0	0	30
12:00 AM	0	7	0	0	0	2	1	0	0	8	3	0	4	5	0	0	30
01:00 AM	0	6	0	0	0	5	1	0	0	5	1	0	1	5	0	0	24
02:00 AM	0	6	0	0	0	5	1	0	0	5	3	0	2	2	2	0	26
03:00 AM	0	7	1	0	0	1	1	0	2	6	2	0	5	1	2	0	28
04:00 AM	1	15	0	0	3	6	0	0	1	14	6	0	6	15	0	0	67
05:00 AM	1	21	1	0	11	10	3	0	4	30	5	0	13	20	1	0	120
06:00 AM	3	49	1	0	11	18	4	0	2	57	10	0	11	33	7	0	206
07:00 AM	8	42	4	0	9	20	6	0	8	72	13	0	11	35	10	0	238
08:00 AM	5	56	4	0	9	10	11	0	10	37	16	0	17	35	11	0	221
09:00 AM	3	49	6	0	4	20	8	0	12	61	8	0	14	32	8	0	225
10:00 AM	11	43	9	0	9	23	6	0	5	33	16	0	20	35	4	0	214
11:00 AM	5	71	7	0	7	22	2	0	4	61	11	0	15	20	10	0	235
12:00 PM	10	42	7	0	10	20	8	0	2	52	21	0	12	20	6	0	210
Grand Total	77	710	79	0	101	365	80	0	80	773	201	0	210	394	72	0	3142
Apprch %	8.9	82	9.1	0	18.5	66.8	14.7	0	7.6	73.3	19.1	0	31.1	58.3	10.7	0	
Total %	2.5	22.6	2.5	0	3.2	11.6	2.5	0	2.5	24.6	6.4	0	6.7	12.5	2.3	0	
Mediums	61	415	41	0	58	246	54	0	54	419	109	0	104	272	48	0	1881
% Mediums	79.2	58.5	51.9	0	57.4	67.4	67.5	0	67.5	54.2	54.2	0	49.5	69	66.7	0	59.9
Articulated Trucks	16	295	38	0	43	119	26	0	26	354	92	0	106	122	24	0	1261
% Articulated Trucks	20.8	41.5	48.1	0	42.6	32.6	32.5	0	32.5	45.8	45.8	0	50.5	31	33.3	0	40.1