

**Normal Avenue & 47th Street - TMC**

Tue May 16, 2023

Full Length (12 PM-12 PM (+1))

All Classes (Lights, Articulated Trucks, Buses and Single-Unit Trucks, Pedestrians, Bicycles on Road, Bicycles on Crosswalk)

All Movements

ID: 1070475, Location: 41.809059, -87.638199

Provided by: Fish Transportation Group Inc.

1950 N Washington Street, Suite 211,

Naperville, IL, 60563, US

Leg Direction	Normal Avenue Southbound						47th Street Westbound						Turck Yard Northbound						47th Street Eastbound						Int
Time	R	T	L	U	App	Ped*	R	T	L	U	App	Ped*	R	T	L	U	App	Ped*	R	T	L	U	App	Ped*	
2023-05-16 12:00PM	3	0	9	0	12	7	10	425	16	0	451	2	15	0	4	0	19	4	4	403	7	1	415	2	897
1:00PM	6	0	12	0	18	8	7	431	10	0	448	0	16	0	7	0	23	1	5	495	3	0	503	0	992
2:00PM	10	0	2	0	12	5	12	472	14	0	498	2	12	1	2	0	15	6	1	444	3	1	449	0	974
3:00PM	7	0	10	0	17	7	10	526	8	0	544	0	12	0	5	0	17	3	8	474	2	0	484	0	1062
4:00PM	1	0	9	0	10	7	10	692	5	1	708	0	4	1	13	0	18	1	3	439	5	0	447	0	1183
5:00PM	7	0	8	0	15	5	6	629	1	0	636	0	1	1	5	0	7	5	1	358	4	0	363	0	1021
6:00PM	1	0	5	0	6	4	12	463	4	1	480	0	1	0	2	0	3	4	1	387	5	0	393	0	882
7:00PM	3	0	4	0	7	8	9	386	2	0	397	0	3	0	2	0	5	1	3	315	2	0	320	0	729
8:00PM	6	0	8	0	14	3	13	277	10	0	300	0	14	0	1	0	15	0	2	274	0	0	276	0	605
9:00PM	1	0	1	0	2	2	2	235	11	1	249	0	13	1	0	0	14	0	1	222	0	0	223	0	488
10:00PM	1	0	3	0	4	1	3	247	4	0	254	0	4	0	1	0	5	1	1	195	1	0	197	0	460
11:00PM	0	0	3	0	3	0	5	175	15	0	195	0	13	0	0	0	13	0	1	127	0	0	128	0	339
2023-05-17 12:00AM	0	0	0	0	0	0	1	123	9	0	133	0	10	0	0	0	10	0	1	89	0	0	90	0	233
1:00AM	0	0	0	0	0	0	1	56	9	0	66	0	9	0	0	0	9	0	1	83	0	0	84	0	159
2:00AM	0	0	2	0	2	0	0	69	8	0	77	0	6	0	1	0	7	0	0	53	0	0	53	0	139
3:00AM	0	0	0	0	0	1	0	81	10	0	91	0	9	0	0	0	9	0	1	89	0	0	90	0	190
4:00AM	1	0	1	0	2	0	0	137	5	0	142	0	11	0	3	0	14	1	2	136	0	0	138	0	296
5:00AM	3	0	7	0	10	0	0	307	12	0	319	0	7	0	1	0	8	1	7	342	0	0	349	0	686
6:00AM	0	0	8	0	8	3	10	297	23	0	330	1	23	0	3	0	26	2	12	445	1	0	458	0	822
7:00AM	2	0	5	0	7	10	8	361	19	0	388	0	22	0	7	0	29	1	6	496	1	0	503	0	927
8:00AM	4	0	3	0	7	7	3	378	21	0	402	0	20	0	8	0	28	3	10	449	1	0	460	0	897
9:00AM	5	0	3	1	9	5	2	392	10	0	404	0	16	0	3	0	19	3	6	411	1	0	418	0	850
10:00AM	1	0	11	0	12	1	5	388	19	0	412	0	11	0	6	0	17	1	2	409	1	1	413	0	854
11:00AM	4	0	10	0	14	4	15	420	17	0	452	1	15	0	8	0	23	0	5	415	1	1	422	0	911
<b>Total</b>	66	0	124	1	191	88	144	7967	262	3	8376	6	267	4	82	0	353	38	84	7550	38	4	7676	2	16596
<b>% Approach</b>	34.6%	0%	64.9%	0.5%	-	-	1.7%	95.1%	3.1%	0%	-	-	75.6%	1.1%	23.2%	0%	-	-	1.1%	98.4%	0.5%	0.1%	-	-	-
<b>% Total</b>	0.4%	0%	0.7%	0%	1.2%	-	0.9%	48.0%	1.6%	0%	50.5%	-	1.6%	0%	0.5%	0%	2.1%	-	0.5%	45.5%	0.2%	0%	46.3%	-	-
<b>Lights</b>	64	0	122	1	187	-	139	6829	7	3	6978	-	12	3	35	0	50	-	39	6287	35	4	6365	-	13580
<b>% Lights</b>	97.0%	0%	98.4%	100%	97.9%	-	96.5%	85.7%	2.7%	100%	83.3%	-	4.5%	75.0%	42.7%	0%	14.2%	-	46.4%	83.3%	92.1%	100%	82.9%	-	81.8%
<b>Articulated Trucks</b>	0	0	0	0	0	-	0	675	88	0	763	-	144	0	36	0	180	-	3	639	1	0	643	-	1586
<b>% Articulated Trucks</b>	0%	0%	0%	0%	0%	-	0%	8.5%	33.6%	0%	9.1%	-	53.9%	0%	43.9%	0%	51.0%	-	3.6%	8.5%	2.6%	0%	8.4%	-	9.6%
<b>Buses and Single-Unit Trucks</b>	1	0	2	0	3	-	4	457	167	0	628	-	111	1	11	0	123	-	42	616	2	0	660	-	1414
<b>% Buses and Single-Unit Trucks</b>	1.5%	0%	1.6%	0%	1.6%	-	2.8%	5.7%	63.7%	0%	7.5%	-	41.6%	25.0%	13.4%	0%	34.8%	-	50.0%	8.2%	5.3%	0%	8.6%	-	8.5%
<b>Bicycles on Road</b>	1	0	0	0	1	-	1	6	0	0	7	-	0	0	0	0	0	-	0	8	0	0	8	-	16
<b>% Bicycles on Road</b>	1.5%	0%	0%	0%	0.5%	-	0.7%	0.1%	0%	0%	0.1%	-	0%	0%	0%	0%	0%	-	0%	0.1%	0%	0%	0.1%	-	0.1%
<b>Pedestrians</b>	-	-	-	-	-	73	-	-	-	-	-	6	-	-	-	-	-	31	-	-	-	-	-	2	
<b>% Pedestrians</b>	-	-	-	-	-	83.0%	-	-	-	-	-	100%	-	-	-	-	-	81.6%	-	-	-	-	-	100%	-
<b>Bicycles on Crosswalk</b>	-	-	-	-	-	15	-	-	-	-	-	0	-	-	-	-	-	7	-	-	-	-	-	0	
<b>% Bicycles on Crosswalk</b>	-	-	-	-	-	17.0%	-	-	-	-	-	0%	-	-	-	-	-	18.4%	-	-	-	-	-	0%	-

\*Pedestrians and Bicycles on Crosswalk. L: Left, R: Right, T: Thru, U: U-Turn

**Normal Avenue & 47th Street - TMC**

Tue May 16, 2023

Full Length (12 PM-12 PM (+1))

All Classes (Lights, Articulated Trucks, Buses and Single-Unit Trucks, Pedestrians, Bicycles on Road, Bicycles on Crosswalk)

All Movements

ID: 1070475, Location: 41.809059, -87.638199

Provided by: Fish Transportation Group Inc.

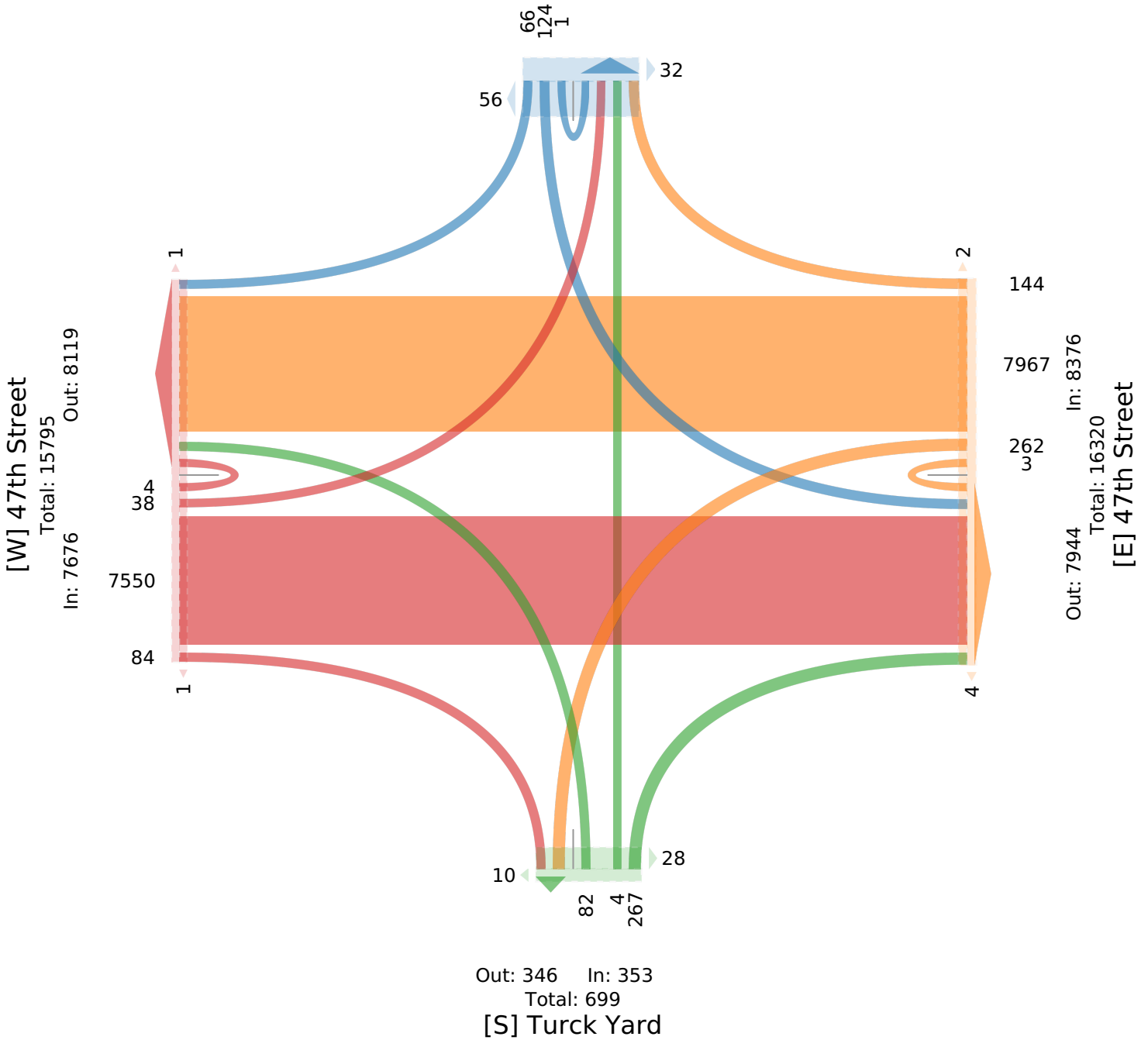
1950 N Washington Street, Suite 211,

Naperville, IL, 60563, US

**[N] Normal Avenue**

Total: 378

In: 191 Out: 187



**Normal Avenue & 47th Street - TMC**

Tue May 16, 2023

Midday Peak (May 16 2023 1PM - 2 PM)

All Classes (Lights, Articulated Trucks, Buses and Single-Unit Trucks, Pedestrians, Bicycles on Road, Bicycles on Crosswalk)

All Movements

ID: 1070475, Location: 41.809059, -87.638199

Provided by: Fish Transportation Group Inc.

1950 N Washington Street, Suite 211,

Naperville, IL, 60563, US

Leg Direction	Normal Avenue Southbound						47th Street Westbound						Turck Yard Northbound						47th Street Eastbound						
Time	R	T	L	U	App	Ped*	R	T	L	U	App	Ped*	R	T	L	U	App	Ped*	R	T	L	U	App	Ped*	Int
2023-05-16 1:00PM	4	0	2	0	6	1	3	104	3	0	110	0	5	0	1	0	6	0	5	104	0	0	109	0	231
1:15PM	0	0	4	0	4	2	0	122	2	0	124	0	4	0	4	0	8	0	0	150	2	0	152	0	288
1:30PM	1	0	5	0	6	4	3	92	1	0	96	0	4	0	1	0	5	1	0	124	1	0	125	0	232
1:45PM	1	0	1	0	2	1	1	113	4	0	118	0	3	0	1	0	4	0	0	117	0	0	117	0	241
<b>Total</b>	6	0	12	0	18	8	7	431	10	0	448	0	16	0	7	0	23	1	5	495	3	0	503	0	992
<b>% Approach</b>	33.3%	0%	66.7%	0%	-	-	1.6%	96.2%	2.2%	0%	-	-	69.6%	0%	30.4%	0%	-	-	1.0%	98.4%	0.6%	0%	-	-	-
<b>% Total</b>	0.6%	0%	1.2%	0%	1.8%	-	0.7%	43.4%	1.0%	0%	45.2%	-	1.6%	0%	0.7%	0%	2.3%	-	0.5%	49.9%	0.3%	0%	50.7%	-	-
<b>PHF</b>	0.375	-	0.600	-	0.750	-	0.583	0.886	0.625	-	0.907	-	0.800	-	0.438	-	0.719	-	0.250	0.826	0.375	-	0.828	-	0.863
<b>Lights</b>	6	0	12	0	18	-	7	341	0	0	348	-	0	0	0	0	0	-	0	415	3	0	418	-	784
<b>% Lights</b>	100%	0%	100%	0%	100%	-	100%	79.1%	0%	0%	77.7%	-	0%	0%	0%	0%	0%	-	0%	83.8%	100%	0%	83.1%	-	79.0%
<b>Articulated Trucks</b>	0	0	0	0	0	-	0	55	1	0	56	-	12	0	5	0	17	-	0	45	0	0	45	-	118
<b>% Articulated Trucks</b>	0%	0%	0%	0%	0%	-	0%	12.8%	10.0%	0%	12.5%	-	75.0%	0%	71.4%	0%	73.9%	-	0%	9.1%	0%	0%	8.9%	-	11.9%
<b>Buses and Single-Unit Trucks</b>	0	0	0	0	0	-	0	33	9	0	42	-	4	0	2	0	6	-	5	32	0	0	37	-	85
<b>% Buses and Single-Unit Trucks</b>	0%	0%	0%	0%	0%	-	0%	7.7%	90.0%	0%	9.4%	-	25.0%	0%	28.6%	0%	26.1%	-	100%	6.5%	0%	0%	7.4%	-	8.6%
<b>Bicycles on Road</b>	0	0	0	0	0	-	0	2	0	0	2	-	0	0	0	0	0	-	0	3	0	0	3	-	5
<b>% Bicycles on Road</b>	0%	0%	0%	0%	0%	-	0%	0.5%	0%	0%	0.4%	-	0%	0%	0%	0%	0%	-	0%	0.6%	0%	0%	0.6%	-	0.5%
<b>Pedestrians</b>	-	-	-	-	-	6	-	-	-	-	-	0	-	-	-	-	-	1	-	-	-	-	-	0	-
<b>% Pedestrians</b>	-	-	-	-	-	75.0%	-	-	-	-	-	-	-	-	-	-	-	100%	-	-	-	-	-	-	-
<b>Bicycles on Crosswalk</b>	-	-	-	-	-	2	-	-	-	-	-	0	-	-	-	-	-	0	-	-	-	-	-	0	-
<b>% Bicycles on Crosswalk</b>	-	-	-	-	-	25.0%	-	-	-	-	-	-	-	-	-	-	-	0%	-	-	-	-	-	-	-

\*Pedestrians and Bicycles on Crosswalk. L: Left, R: Right, T: Thru, U: U-Turn

**Normal Avenue & 47th Street - TMC**

Tue May 16, 2023

Midday Peak (May 16 2023 1PM - 2 PM)

All Classes (Lights, Articulated Trucks, Buses and Single-Unit Trucks, Pedestrians, Bicycles on Road, Bicycles on Crosswalk)

All Movements

ID: 1070475, Location: 41.809059, -87.638199

Provided by: Fish Transportation Group Inc.

1950 N Washington Street, Suite 211,

Naperville, IL, 60563, US

**[N] Normal Avenue**

Total: 28

In: 18 Out: 10

6  
12

5 3

**[W] 47th Street**  
Total: 947  
In: 503 Out: 444

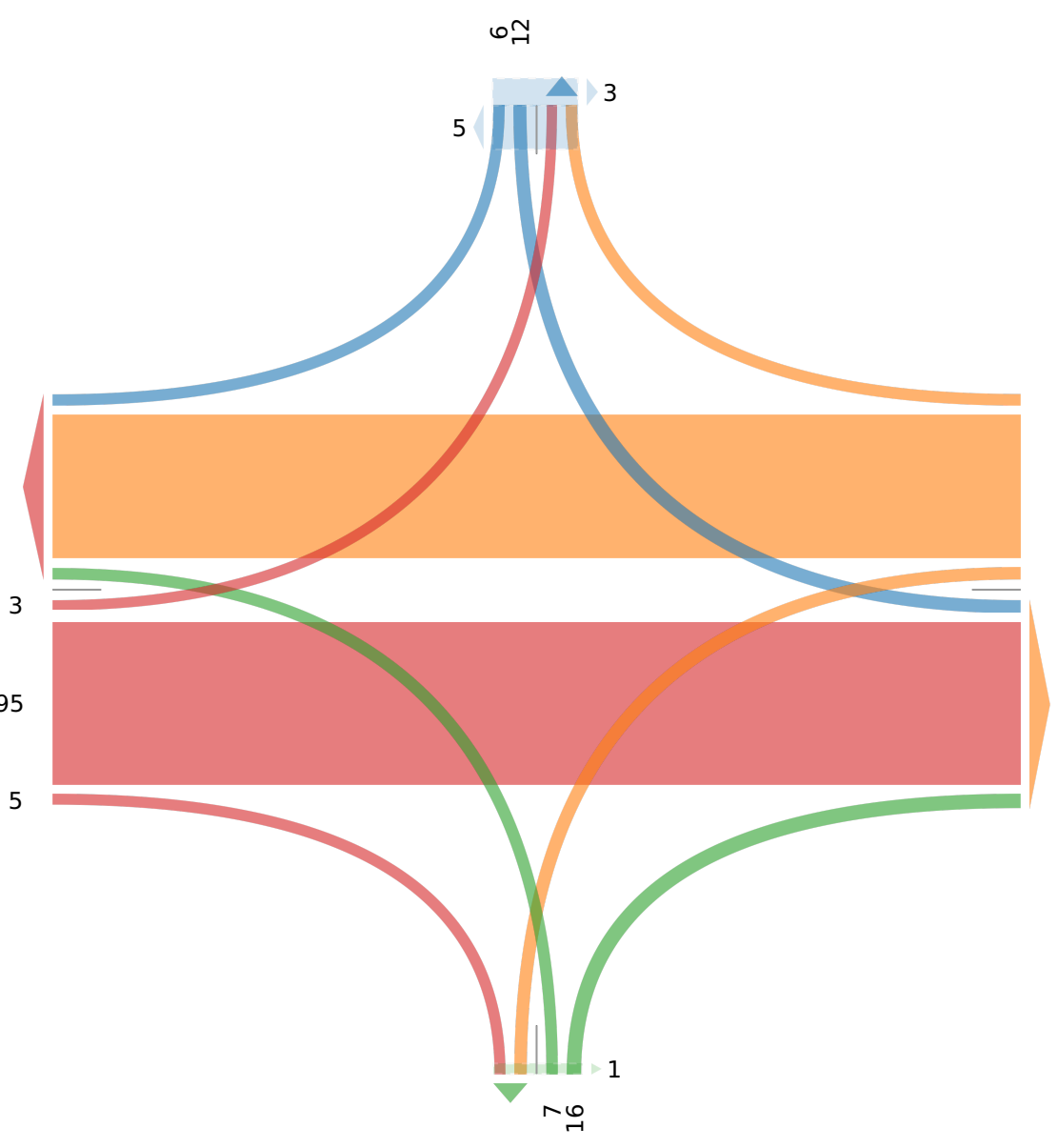
**[E] 47th Street**  
Total: 971  
In: 448 Out: 523

3  
495  
5

Out: 15 In: 23  
Total: 38  
**[S] Turck Yard**

7  
16

1



**Normal Avenue & 47th Street - TMC**

Tue May 16, 2023

PM Peak (May 16 2023 4PM - 5 PM) - Overall Peak Hour

All Classes (Lights, Articulated Trucks, Buses and Single-Unit Trucks, Pedestrians, Bicycles on Road, Bicycles on Crosswalk)

All Movements

ID: 1070475, Location: 41.809059, -87.638199

Provided by: Fish Transportation Group Inc.

1950 N Washington Street, Suite 211,

Naperville, IL, 60563, US

Leg Direction	Normal Avenue Southbound						47th Street Westbound						Turck Yard Northbound						47th Street Eastbound						
Time	R	T	L	U	App	Ped*	R	T	L	U	App	Ped*	R	T	L	U	App	Ped*	R	T	L	U	App	Ped*	Int
2023-05-16 4:00PM	0	0	1	0	<b>1</b>	2	0	164	2	1	<b>167</b>	0	1	0	2	0	<b>3</b>	0	0	122	2	0	<b>124</b>	0	<b>295</b>
4:15PM	1	0	1	0	<b>2</b>	4	0	212	0	0	<b>212</b>	0	1	0	0	0	<b>1</b>	0	1	99	1	0	<b>101</b>	0	<b>316</b>
4:30PM	0	0	3	0	<b>3</b>	0	5	165	2	0	<b>172</b>	0	1	1	7	0	<b>9</b>	0	0	106	2	0	<b>108</b>	0	<b>292</b>
4:45PM	0	0	4	0	<b>4</b>	1	5	151	1	0	<b>157</b>	0	1	0	4	0	<b>5</b>	1	2	112	0	0	<b>114</b>	0	<b>280</b>
<b>Total</b>	<b>1</b>	<b>0</b>	<b>9</b>	<b>0</b>	<b>10</b>	<b>7</b>	<b>10</b>	<b>692</b>	<b>5</b>	<b>1</b>	<b>708</b>	<b>0</b>	<b>4</b>	<b>1</b>	<b>13</b>	<b>0</b>	<b>18</b>	<b>1</b>	<b>3</b>	<b>439</b>	<b>5</b>	<b>0</b>	<b>447</b>	<b>0</b>	<b>1183</b>
<b>% Approach</b>	10.0%	0%	90.0%	0%	-	-	1.4%	97.7%	0.7%	0.1%	-	-	22.2%	5.6%	72.2%	0%	-	-	0.7%	98.2%	1.1%	0%	-	-	-
<b>% Total</b>	0.1%	0%	0.8%	0%	<b>0.8%</b>	-	0.8%	58.5%	0.4%	0.1%	<b>59.8%</b>	-	0.3%	0.1%	1.1%	0%	<b>1.5%</b>	-	0.3%	37.1%	0.4%	0%	<b>37.8%</b>	-	-
<b>PHF</b>	0.250	-	0.563	-	<b>0.625</b>	-	0.500	0.816	0.625	0.250	<b>0.835</b>	-	1.000	0.250	0.464	-	<b>0.500</b>	-	0.375	0.900	0.625	-	<b>0.901</b>	-	0.936
<b>Lights</b>	1	0	9	0	<b>10</b>	-	10	621	0	1	<b>632</b>	-	0	1	10	0	<b>11</b>	-	2	391	5	0	<b>398</b>	-	1051
<b>% Lights</b>	100%	0%	100%	0%	<b>100%</b>	-	100%	89.7%	0%	100%	<b>89.3%</b>	-	0%	100%	76.9%	0%	<b>61.1%</b>	-	66.7%	89.1%	100%	0%	<b>89.0%</b>	-	88.8%
<b>Articulated Trucks</b>	0	0	0	0	<b>0</b>	-	0	43	2	0	<b>45</b>	-	4	0	2	0	<b>6</b>	-	0	25	0	0	<b>25</b>	-	76
<b>% Articulated Trucks</b>	0%	0%	0%	0%	<b>0%</b>	-	0%	6.2%	40.0%	0%	<b>6.4%</b>	-	100%	0%	15.4%	0%	<b>33.3%</b>	-	0%	5.7%	0%	0%	<b>5.6%</b>	-	6.4%
<b>Buses and Single-Unit Trucks</b>	0	0	0	0	<b>0</b>	-	0	28	3	0	<b>31</b>	-	0	0	1	0	<b>1</b>	-	1	23	0	0	<b>24</b>	-	56
<b>% Buses and Single-Unit Trucks</b>	0%	0%	0%	0%	<b>0%</b>	-	0%	4.0%	60.0%	0%	<b>4.4%</b>	-	0%	0%	7.7%	0%	<b>5.6%</b>	-	33.3%	5.2%	0%	0%	<b>5.4%</b>	-	4.7%
<b>Bicycles on Road</b>	0	0	0	0	<b>0</b>	-	0	0	0	0	<b>0</b>	-	0	0	0	0	<b>0</b>	-	0	0	0	0	<b>0</b>	-	0
<b>% Bicycles on Road</b>	0%	0%	0%	0%	<b>0%</b>	-	0%	0%	0%	0%	<b>0%</b>	-	0%	0%	0%	0%	<b>0%</b>	-	0%	0%	0%	0%	<b>0%</b>	-	0%
Pedestrians	-	-	-	-	-	6	-	-	-	-	-	0	-	-	-	-	-	1	-	-	-	-	-	0	
% Pedestrians	-	-	-	-	-	-85.7%	-	-	-	-	-	-	-	-	-	-	-	-100%	-	-	-	-	-	-	
Bicycles on Crosswalk	-	-	-	-	-	1	-	-	-	-	-	0	-	-	-	-	-	0	-	-	-	-	-	0	
% Bicycles on Crosswalk	-	-	-	-	-	-14.3%	-	-	-	-	-	-	-	-	-	-	-	0%	-	-	-	-	-	-	

\* Pedestrians and Bicycles on Crosswalk. L: Left, R: Right, T: Thru, U: U-Turn

**Normal Avenue & 47th Street - TMC**

Tue May 16, 2023

PM Peak (May 16 2023 4PM - 5 PM) - Overall Peak Hour

All Classes (Lights, Articulated Trucks, Buses and Single-Unit Trucks, Pedestrians, Bicycles on Road, Bicycles on Crosswalk)

All Movements

ID: 1070475, Location: 41.809059, -87.638199

Provided by: Fish Transportation Group Inc.

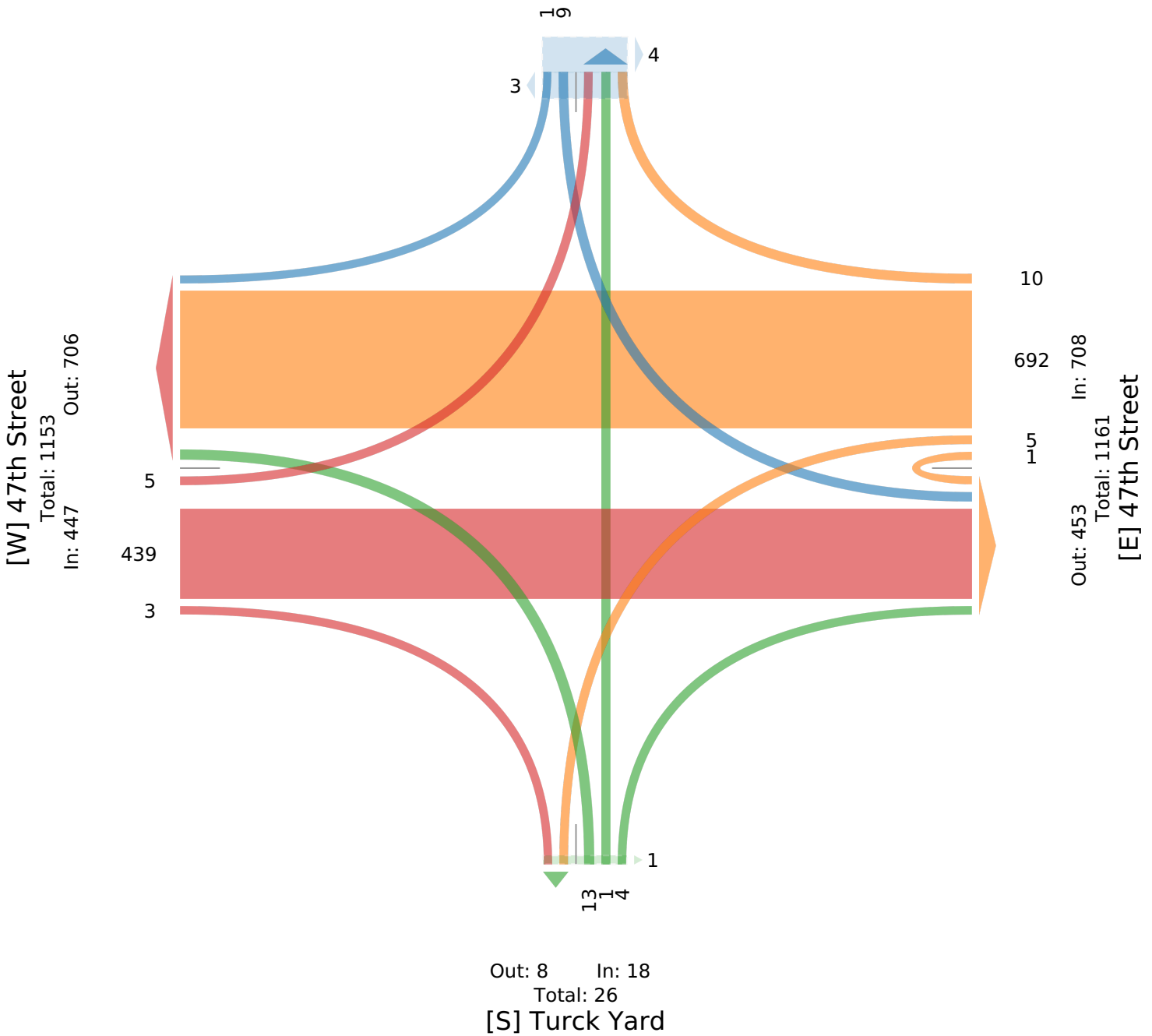
1950 N Washington Street, Suite 211,

Naperville, IL, 60563, US

**[N] Normal Avenue**

Total: 26

In: 10 Out: 16



**Normal Avenue & 47th Street - TMC**

Wed May 17, 2023

AM Peak (May 17 2023 7:30AM - 8:30 AM)

All Classes (Lights, Articulated Trucks, Buses and Single-Unit Trucks, Pedestrians, Bicycles on Road, Bicycles on Crosswalk)

All Movements

ID: 1070475, Location: 41.809059, -87.638199

Provided by: Fish Transportation Group Inc.

1950 N Washington Street, Suite 211,

Naperville, IL, 60563, US

Leg Direction	Normal Avenue Southbound					47th Street Westbound					Turck Yard Northbound					47th Street Eastbound									
Time	R	T	L	U	App	Ped*	R	T	L	U	App	Ped*	R	T	L	U	App	Ped*	R	T	L	U	App	Ped*	Int
2023-05-17 7:30AM	0	0	2	0	2	4	1	100	6	0	107	0	7	0	4	0	11	0	1	136	0	0	137	0	257
7:45AM	0	0	1	0	1	2	1	100	4	0	105	0	4	0	1	0	5	1	2	115	1	0	118	0	229
8:00AM	2	0	2	0	4	2	0	75	5	0	80	0	6	0	3	0	9	2	4	125	0	0	129	0	222
8:15AM	2	0	0	0	2	2	3	109	4	0	116	0	8	0	0	0	8	0	3	107	0	0	110	0	236
<b>Total</b>	4	0	5	0	9	10	5	384	19	0	408	0	25	0	8	0	33	3	10	483	1	0	494	0	944
<b>% Approach</b>	44.4%	0%	55.6%	0%	-	-	1.2%	94.1%	4.7%	0%	-	-	75.8%	0%	24.2%	0%	-	-	2.0%	97.8%	0.2%	0%	-	-	-
<b>% Total</b>	0.4%	0%	0.5%	0%	1.0%	-	0.5%	40.7%	2.0%	0%	43.2%	-	2.6%	0%	0.8%	0%	3.5%	-	1.1%	51.2%	0.1%	0%	52.3%	-	-
<b>PHF</b>	0.375	-	0.625	-	0.500	-	0.500	0.893	0.792	-	0.896	-	0.781	-	0.500	-	0.750	-	0.625	0.888	0.250	-	0.901	-	0.914
<b>Lights</b>	3	0	5	0	8	-	3	310	1	0	314	-	0	0	5	0	5	-	7	401	1	0	409	-	736
<b>% Lights</b>	75.0%	0%	100%	0%	88.9%	-	60.0%	80.7%	5.3%	0%	77.0%	-	0%	0%	62.5%	0%	15.2%	-	70.0%	83.0%	100%	0%	82.8%	-	78.0%
<b>Articulated Trucks</b>	0	0	0	0	0	-	0	52	10	0	62	-	13	0	2	0	15	-	0	36	0	0	36	-	113
<b>% Articulated Trucks</b>	0%	0%	0%	0%	0%	-	0%	13.5%	52.6%	0%	15.2%	-	52.0%	0%	25.0%	0%	45.5%	-	0%	7.5%	0%	0%	7.3%	-	12.0%
<b>Buses and Single-Unit Trucks</b>	0	0	0	0	0	-	1	20	8	0	29	-	12	0	1	0	13	-	3	46	0	0	49	-	91
<b>% Buses and Single-Unit Trucks</b>	0%	0%	0%	0%	0%	-	20.0%	5.2%	42.1%	0%	7.1%	-	48.0%	0%	12.5%	0%	39.4%	-	30.0%	9.5%	0%	0%	9.9%	-	9.6%
<b>Bicycles on Road</b>	1	0	0	0	1	-	1	2	0	0	3	-	0	0	0	0	0	-	0	0	0	0	0	-	4
<b>% Bicycles on Road</b>	25.0%	0%	0%	0%	11.1%	-	20.0%	0.5%	0%	0%	0.7%	-	0%	0%	0%	0%	0%	-	0%	0%	0%	0%	0%	-	0.4%
<b>Pedestrians</b>	-	-	-	-	-	9	-	-	-	-	-	0	-	-	-	-	-	2	-	-	-	-	-	0	-
<b>% Pedestrians</b>	-	-	-	-	-	90.0%	-	-	-	-	-	-	-	-	-	-	-	66.7%	-	-	-	-	-	-	-
<b>Bicycles on Crosswalk</b>	-	-	-	-	-	1	-	-	-	-	-	0	-	-	-	-	-	1	-	-	-	-	-	-	0
<b>% Bicycles on Crosswalk</b>	-	-	-	-	-	10.0%	-	-	-	-	-	-	-	-	-	-	-	33.3%	-	-	-	-	-	-	-

\*Pedestrians and Bicycles on Crosswalk. L: Left, R: Right, T: Thru, U: U-Turn

**Normal Avenue & 47th Street - TMC**

Wed May 17, 2023

AM Peak (May 17 2023 7:30AM - 8:30 AM)

All Classes (Lights, Articulated Trucks, Buses and Single-Unit Trucks, Pedestrians, Bicycles on Road, Bicycles on Crosswalk)

All Movements

ID: 1070475, Location: 41.809059, -87.638199

Provided by: Fish Transportation Group Inc.

1950 N Washington Street, Suite 211,

Naperville, IL, 60563, US

**[N] Normal Avenue**

Total: 15

In: 9 Out: 6

45

8

2

5

384

19

**[W] 47th Street**

Total: 890  
In: 494 Out: 396

1

483

10

Out: 513 In: 408

Total: 921

**[E] 47th Street**

Out: 29 In: 33

Total: 62

**[S] Turck Yard**

1

8  
25

2