

Kedzie Avenue - Corwith btw 40th Pl - 41st S... - TMC

Tue May 16, 2023

Full Length (12 PM-12 PM (+1))

All Classes (Lights, Articulated Trucks, Buses and Single-Unit Trucks, Pedestrians, Bicycles on Road, Bicycles on Crosswalk)

All Movements

ID: 1070458, Location: 41.819541, -87.704428, Site Code: Kedzie Avenue btw 40th Pl - 41st Street

Provided by: Fish Transportation Group Inc.

1950 N Washington Street, Suite 211,

Naperville, IL, 60563, US

Leg Direction	Kedzie Avenue Southbound					Kedzie Avenue Northbound					Corwith Eastbound					Int
	R	T	U	App	Ped*	T	L	U	App	Ped*	R	L	U	App	Ped*	
2023-05-16 12:00PM	0	644	0	644	0	513	13	0	526	0	29	67	0	96	5	1266
1:00PM	0	644	0	644	1	629	17	1	647	0	24	51	0	75	7	1366
2:00PM	0	825	0	825	0	676	14	0	690	0	22	47	0	69	2	1584
3:00PM	1	1057	0	1058	0	674	13	0	687	0	14	38	0	52	6	1797
4:00PM	0	1075	0	1075	1	685	17	0	702	0	17	32	0	49	6	1826
5:00PM	1	1087	0	1088	0	631	11	0	642	0	11	29	0	40	7	1770
6:00PM	0	870	0	870	0	576	19	0	595	0	14	31	0	45	9	1510
7:00PM	1	743	0	744	1	503	18	1	522	0	13	41	0	54	3	1320
8:00PM	0	601	0	601	0	450	9	0	459	0	10	34	0	44	2	1104
9:00PM	0	516	0	516	0	398	5	0	403	0	7	30	0	37	1	956
10:00PM	0	474	0	474	0	272	8	0	280	0	13	15	0	28	2	782
11:00PM	0	339	0	339	0	182	5	0	187	0	10	34	0	44	0	570
2023-05-17 12:00AM	0	184	0	184	0	96	9	0	105	0	12	24	0	36	1	325
1:00AM	0	140	0	140	0	85	5	0	90	0	11	32	0	43	1	273
2:00AM	0	97	0	97	0	85	6	0	91	0	5	28	0	33	0	221
3:00AM	0	77	0	77	0	139	10	0	149	0	6	31	0	37	0	263
4:00AM	0	153	0	153	0	371	18	0	389	0	9	35	0	44	0	586
5:00AM	0	265	0	265	0	795	32	0	827	0	9	46	0	55	2	1147
6:00AM	0	398	0	398	1	1146	37	0	1183	0	14	50	0	64	1	1645
7:00AM	0	639	0	639	0	1257	38	0	1295	0	21	39	0	60	0	1994
8:00AM	0	685	0	685	0	1090	33	0	1123	0	25	44	0	69	0	1877
9:00AM	0	575	0	575	0	693	50	0	743	0	26	52	0	78	3	1396
10:00AM	1	576	0	577	0	510	35	1	546	0	26	70	0	96	3	1219
11:00AM	0	598	0	598	0	586	34	0	620	0	26	78	0	104	2	1322
Total	4	13262	0	13266	4	13042	456	3	13501	0	374	978	0	1352	63	28119
% Approach	0%	100.0%	0%	-	-	96.6%	3.4%	0%	-	-	27.7%	72.3%	0%	-	-	-
% Total	0%	47.2%	0%	47.2%	-	46.4%	1.6%	0%	48.0%	-	1.3%	3.5%	0%	4.8%	-	-
Lights	2	12680	0	12682	-	12437	14	3	12454	-	16	32	0	48	-	25184
% Lights	50.0%	95.6%	0%	95.6%	-	95.4%	3.1%	100%	92.2%	-	4.3%	3.3%	0%	3.6%	-	89.6%
Articulated Trucks	1	155	0	156	-	159	178	0	337	-	192	601	0	793	-	1286
% Articulated Trucks	25.0%	1.2%	0%	1.2%	-	1.2%	39.0%	0%	2.5%	-	51.3%	61.5%	0%	58.7%	-	4.6%
Buses and Single-Unit Trucks	1	418	0	419	-	436	264	0	700	-	166	344	0	510	-	1629
% Buses and Single-Unit Trucks	25.0%	3.2%	0%	3.2%	-	3.3%	57.9%	0%	5.2%	-	44.4%	35.2%	0%	37.7%	-	5.8%
Bicycles on Road	0	9	0	9	-	10	0	0	10	-	0	1	0	1	-	20
% Bicycles on Road	0%	0.1%	0%	0.1%	-	0.1%	0%	0%	0.1%	-	0%	0.1%	0%	0.1%	-	0.1%
Pedestrians	-	-	-	-	4	-	-	-	-	0	-	-	-	-	-	31
% Pedestrians	-	-	-	-	100%	-	-	-	-	-	-	-	-	-	-	49.2%
Bicycles on Crosswalk	-	-	-	-	0	-	-	-	-	0	-	-	-	-	-	32
% Bicycles on Crosswalk	-	-	-	-	0%	-	-	-	-	-	-	-	-	-	-	50.8%

*Pedestrians and Bicycles on Crosswalk. L: Left, R: Right, T: Thru, U: U-Turn

Kedzie Avenue - Corwith btw 40th PI - 41st S... - TMC

Tue May 16, 2023

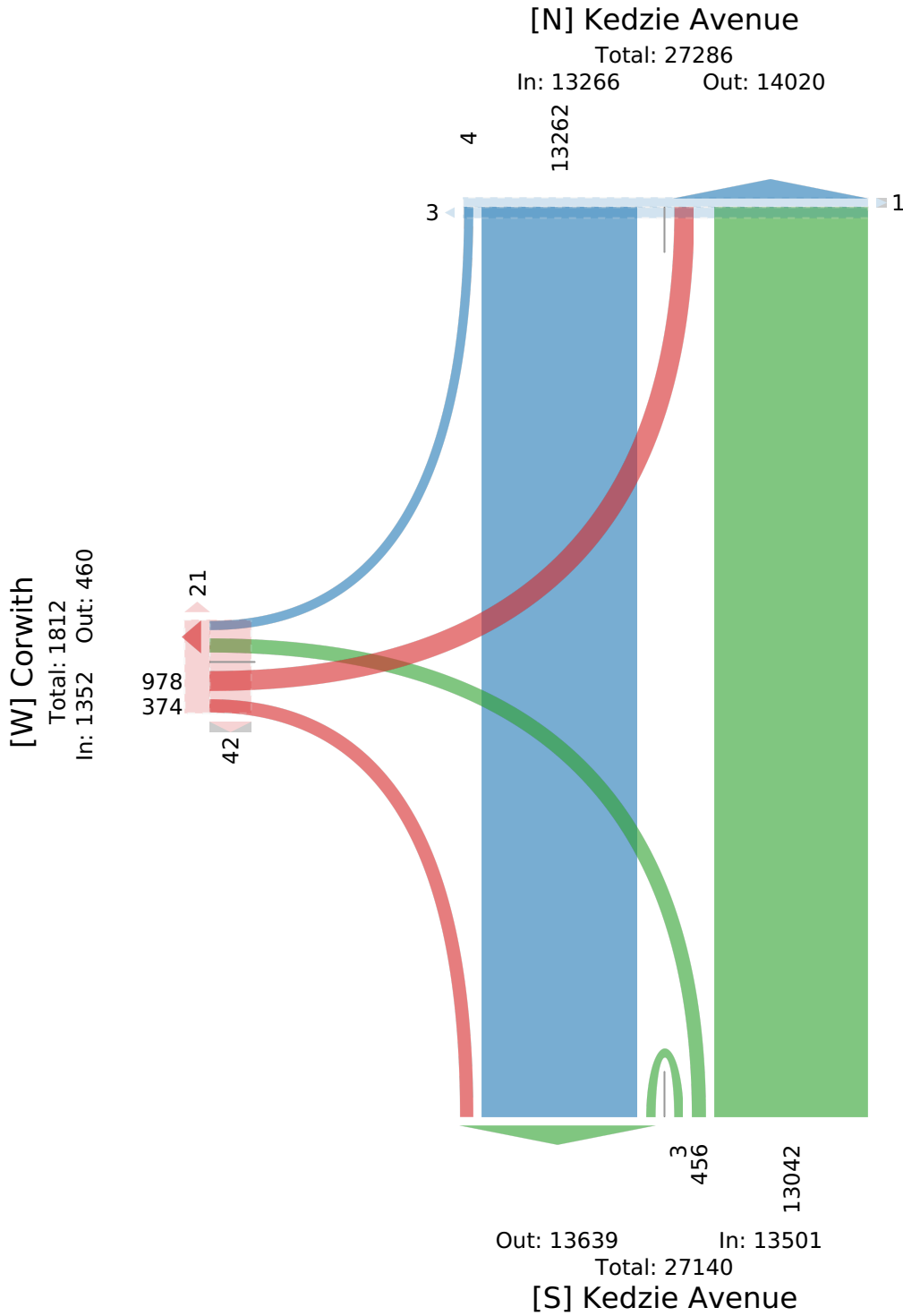
Full Length (12 PM-12 PM (+1))

All Classes (Lights, Articulated Trucks, Buses and Single-Unit Trucks, Pedestrians, Bicycles on Road, Bicycles on Crosswalk)

All Movements

ID: 1070458, Location: 41.819541, -87.704428, Site Code: Kedzie Avenue btw 40th PI - 41st Street

Provided by: Fish Transportation Group Inc.
1950 N Washington Street, Suite 211,
Naperville, IL, 60563, US



Kedzie Avenue - Corwith btw 40th Pl - 41st S... - TMC

Tue May 16, 2023

Midday Peak (May 16 2023 1PM - 2 PM)

All Classes (Lights, Articulated Trucks, Buses and Single-Unit Trucks, Pedestrians, Bicycles on Road, Bicycles on Crosswalk)

All Movements

ID: 1070458, Location: 41.819541, -87.704428, Site Code: Kedzie Avenue btw 40th Pl - 41st Street

Provided by: Fish Transportation Group Inc.

1950 N Washington Street, Suite 211,

Naperville, IL, 60563, US

Leg Direction	Kedzie Avenue Southbound					Kedzie Avenue Northbound					Corwith Eastbound					Int
	R	T	U	App	Ped*	T	L	U	App	Ped*	R	L	U	App	Ped*	
Time																
2023-05-16 1:00PM	0	172	0	172	1	142	3	1	146	0	7	13	0	20	1	338
1:15PM	0	159	0	159	0	170	6	0	176	0	6	12	0	18	1	353
1:30PM	0	156	0	156	0	166	3	0	169	0	5	13	0	18	3	343
1:45PM	0	157	0	157	0	151	5	0	156	0	6	13	0	19	2	332
Total	0	644	0	644	1	629	17	1	647	0	24	51	0	75	7	1366
% Approach	0%	100%	0%	-	-	97.2%	2.6%	0.2%	-	-	32.0%	68.0%	0%	-	-	-
% Total	0%	47.1%	0%	47.1%	-	46.0%	1.2%	0.1%	47.4%	-	1.8%	3.7%	0%	5.5%	-	-
PHF	-	0.933	-	0.933	-	0.925	0.708	0.250	0.919	-	0.857	0.981	-	0.938	-	0.969
Lights	0	600	0	600	-	592	1	1	594	-	1	3	0	4	-	1198
% Lights	0%	93.2%	0%	93.2%	-	94.1%	5.9%	100%	91.8%	-	4.2%	5.9%	0%	5.3%	-	87.7%
Articulated Trucks	0	14	0	14	-	14	10	0	24	-	9	24	0	33	-	71
% Articulated Trucks	0%	2.2%	0%	2.2%	-	2.2%	58.8%	0%	3.7%	-	37.5%	47.1%	0%	44.0%	-	5.2%
Buses and Single-Unit Trucks	0	28	0	28	-	23	6	0	29	-	14	24	0	38	-	95
% Buses and Single-Unit Trucks	0%	4.3%	0%	4.3%	-	3.7%	35.3%	0%	4.5%	-	58.3%	47.1%	0%	50.7%	-	7.0%
Bicycles on Road	0	2	0	2	-	0	0	0	0	-	0	0	0	0	-	2
% Bicycles on Road	0%	0.3%	0%	0.3%	-	0%	0%	0%	0%	-	0%	0%	0%	0%	-	0.1%
Pedestrians	-	-	-	-	1	-	-	-	-	0	-	-	-	-	3	-
% Pedestrians	-	-	-	-	100%	-	-	-	-	-	-	-	-	-	42.9%	-
Bicycles on Crosswalk	-	-	-	-	0	-	-	-	-	0	-	-	-	-	4	-
% Bicycles on Crosswalk	-	-	-	-	0%	-	-	-	-	-	-	-	-	-	57.1%	-

* Pedestrians and Bicycles on Crosswalk. L: Left, R: Right, T: Thru, U: U-Turn

Kedzie Avenue - Corwith btw 40th Pl - 41st S... - TMC

Tue May 16, 2023

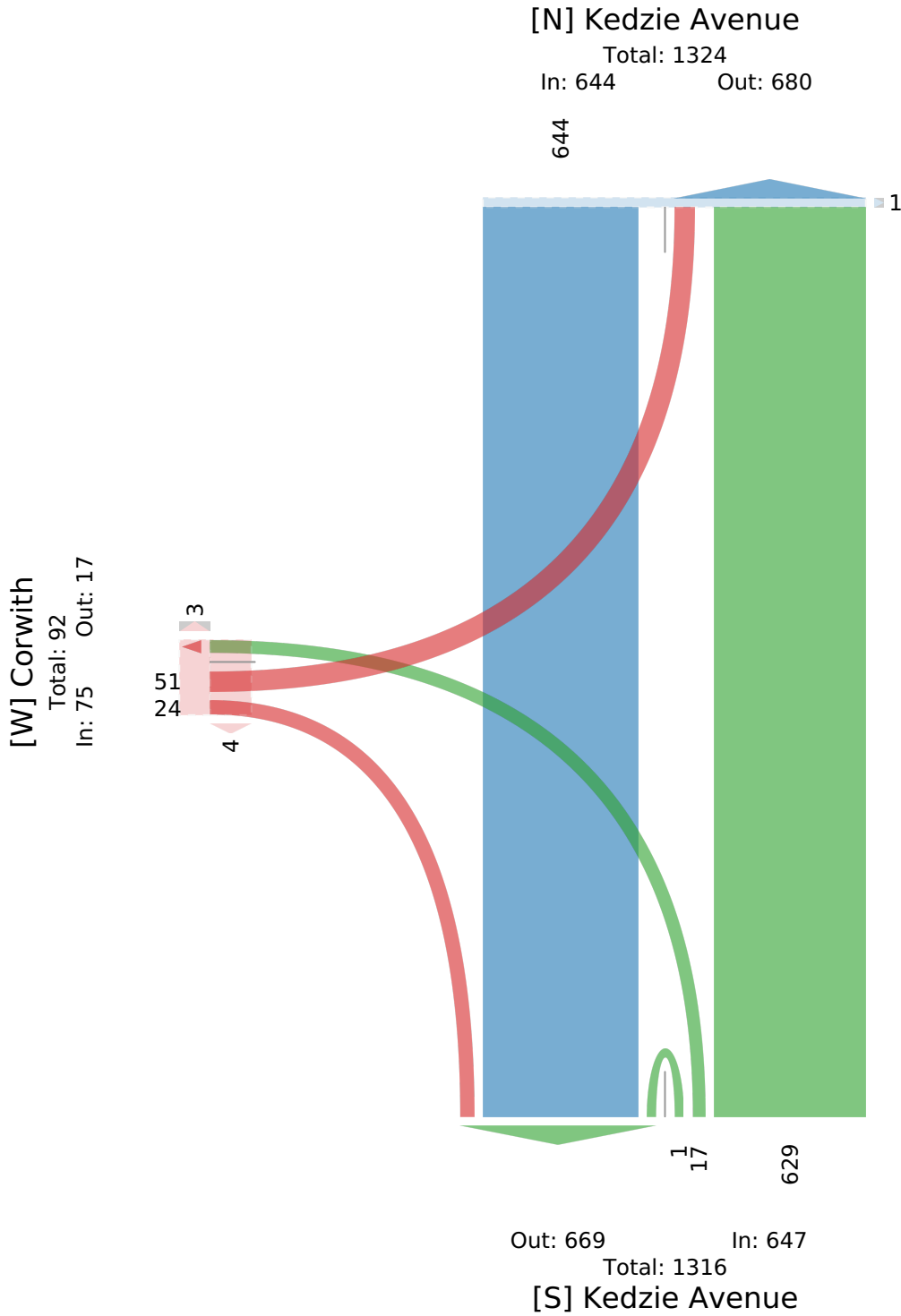
Midday Peak (May 16 2023 1PM - 2 PM)

All Classes (Lights, Articulated Trucks, Buses and Single-Unit Trucks, Pedestrians, Bicycles on Road, Bicycles on Crosswalk)

All Movements

ID: 1070458, Location: 41.819541, -87.704428, Site Code: Kedzie Avenue btw 40th Pl - 41st Street

Provided by: Fish Transportation Group Inc.
1950 N Washington Street, Suite 211,
Naperville, IL, 60563, US



Kedzie Avenue - Corwith btw 40th Pl - 41st S... - TMC

Tue May 16, 2023

PM Peak (May 16 2023 3:30PM - 4:30 PM)

All Classes (Lights, Articulated Trucks, Buses and Single-Unit Trucks, Pedestrians, Bicycles on Road, Bicycles on Crosswalk)

All Movements

ID: 1070458, Location: 41.819541, -87.704428, Site Code: Kedzie Avenue btw 40th Pl - 41st Street

Provided by: Fish Transportation Group Inc.

1950 N Washington Street, Suite 211,

Naperville, IL, 60563, US

Leg Direction	Kedzie Avenue Southbound					Kedzie Avenue Northbound					Corwith Eastbound					Int
	R	T	U	App	Ped*	T	L	U	App	Ped*	R	L	U	App	Ped*	
Time																
2023-05-16 3:30PM	0	286	0	286	0	170	4	0	174	0	7	12	0	19	2	479
3:45PM	0	274	0	274	0	164	5	0	169	0	4	8	0	12	2	455
4:00PM	0	271	0	271	0	172	6	0	178	0	3	9	0	12	2	461
4:15PM	0	273	0	273	0	183	0	0	183	0	8	10	0	18	1	474
Total	0	1104	0	1104	0	689	15	0	704	0	22	39	0	61	7	1869
% Approach	0%	100%	0%	-	-	97.9%	2.1%	0%	-	-	36.1%	63.9%	0%	-	-	-
% Total	0%	59.1%	0%	59.1%	-	36.9%	0.8%	0%	37.7%	-	1.2%	2.1%	0%	3.3%	-	-
PHF	-	0.964	-	0.964	-	0.937	0.625	-	0.958	-	0.688	0.813	-	0.803	-	0.973
Lights	0	1073	0	1073	-	663	0	0	663	-	3	1	0	4	-	1740
% Lights	0%	97.2%	0%	97.2%	-	96.2%	0%	0%	94.2%	-	13.6%	2.6%	0%	6.6%	-	93.1%
Articulated Trucks	0	9	0	9	-	6	11	0	17	-	4	17	0	21	-	47
% Articulated Trucks	0%	0.8%	0%	0.8%	-	0.9%	73.3%	0%	2.4%	-	18.2%	43.6%	0%	34.4%	-	2.5%
Buses and Single-Unit Trucks	0	21	0	21	-	17	4	0	21	-	15	21	0	36	-	78
% Buses and Single-Unit Trucks	0%	1.9%	0%	1.9%	-	2.5%	26.7%	0%	3.0%	-	68.2%	53.8%	0%	59.0%	-	4.2%
Bicycles on Road	0	1	0	1	-	3	0	0	3	-	0	0	0	0	-	4
% Bicycles on Road	0%	0.1%	0%	0.1%	-	0.4%	0%	0%	0.4%	-	0%	0%	0%	0%	-	0.2%
Pedestrians	-	-	-	-	0	-	-	-	-	0	-	-	-	-	3	-
% Pedestrians	-	-	-	-	-	-	-	-	-	-	-	-	-	-	42.9%	-
Bicycles on Crosswalk	-	-	-	-	0	-	-	-	-	0	-	-	-	-	4	-
% Bicycles on Crosswalk	-	-	-	-	-	-	-	-	-	-	-	-	-	-	57.1%	-

* Pedestrians and Bicycles on Crosswalk. L: Left, R: Right, T: Thru, U: U-Turn

Kedzie Avenue - Corwith btw 40th Pl - 41st S... - TMC

Tue May 16, 2023

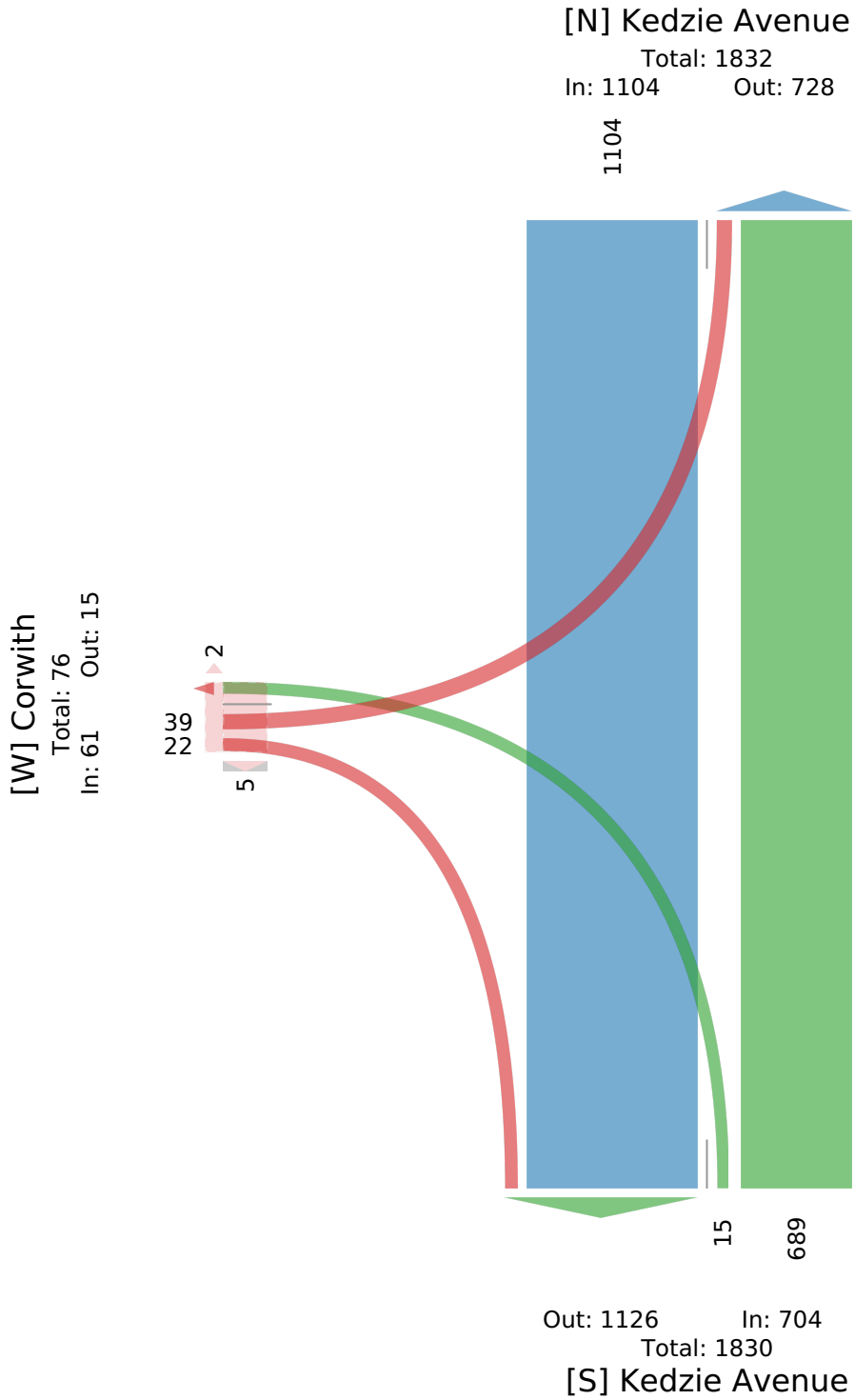
PM Peak (May 16 2023 3:30PM - 4:30 PM)

All Classes (Lights, Articulated Trucks, Buses and Single-Unit Trucks, Pedestrians, Bicycles on Road, Bicycles on Crosswalk)

All Movements

ID: 1070458, Location: 41.819541, -87.704428, Site Code: Kedzie Avenue btw 40th Pl - 41st Street

Provided by: Fish Transportation Group Inc.
1950 N Washington Street, Suite 211,
Naperville, IL, 60563, US



Kedzie Avenue - Corwith btw 40th Pl - 41st S... - TMC

Wed May 17, 2023

AM Peak (May 17 2023 7:30AM - 8:30 AM) - Overall Peak Hour

All Classes (Lights, Articulated Trucks, Buses and Single-Unit Trucks, Pedestrians, Bicycles on Road, Bicycles on Crosswalk)

All Movements

ID: 1070458, Location: 41.819541, -87.704428, Site Code: Kedzie Avenue btw 40th Pl - 41st Street

Provided by: Fish Transportation Group Inc.

1950 N Washington Street, Suite 211,

Naperville, IL, 60563, US

Leg Direction	Kedzie Avenue Southbound					Kedzie Avenue Northbound					Corwith Eastbound					Int
	R	T	U	App	Ped*	T	L	U	App	Ped*	R	L	U	App	Ped*	
Time																
2023-05-17 7:30AM	0	166	0	166	0	326	12	0	338	0	5	7	0	12	0	516
7:45AM	0	185	0	185	0	307	10	0	317	0	9	8	0	17	0	519
8:00AM	0	214	0	214	0	299	9	0	308	0	4	7	0	11	0	533
8:15AM	0	176	0	176	0	313	10	0	323	0	8	10	0	18	0	517
Total	0	741	0	741	0	1245	41	0	1286	0	26	32	0	58	0	2085
% Approach	0%	100%	0%	-	-	96.8%	3.2%	0%	-	-	44.8%	55.2%	0%	-	-	-
% Total	0%	35.5%	0%	35.5%	-	59.7%	2.0%	0%	61.7%	-	1.2%	1.5%	0%	2.8%	-	-
PHF	-	0.863	-	0.863	-	0.955	0.854	-	0.951	-	0.722	0.800	-	0.806	-	0.977
Lights	0	704	0	704	-	1191	0	0	1191	-	0	0	0	0	-	1895
% Lights	0%	95.0%	0%	95.0%	-	95.7%	0%	0%	92.6%	-	0%	0%	0%	0%	-	90.9%
Articulated Trucks	0	12	0	12	-	14	11	0	25	-	22	28	0	50	-	87
% Articulated Trucks	0%	1.6%	0%	1.6%	-	1.1%	26.8%	0%	1.9%	-	84.6%	87.5%	0%	86.2%	-	4.2%
Buses and Single-Unit Trucks	0	23	0	23	-	40	30	0	70	-	4	4	0	8	-	101
% Buses and Single-Unit Trucks	0%	3.1%	0%	3.1%	-	3.2%	73.2%	0%	5.4%	-	15.4%	12.5%	0%	13.8%	-	4.8%
Bicycles on Road	0	2	0	2	-	0	0	0	0	-	0	0	0	0	-	2
% Bicycles on Road	0%	0.3%	0%	0.3%	-	0%	0%	0%	0%	-	0%	0%	0%	0%	-	0.1%
Pedestrians	-	-	-	-	0	-	-	-	-	0	-	-	-	-	0	-
% Pedestrians	-	-	-	-	-	-	-	-	-	-	-	-	-	-	-	-
Bicycles on Crosswalk	-	-	-	-	0	-	-	-	-	0	-	-	-	-	0	-
% Bicycles on Crosswalk	-	-	-	-	-	-	-	-	-	-	-	-	-	-	-	-

* Pedestrians and Bicycles on Crosswalk. L: Left, R: Right, T: Thru, U: U-Turn

Kedzie Avenue - Corwith btw 40th Pl - 41st S... - TMC

Wed May 17, 2023

AM Peak (May 17 2023 7:30AM - 8:30 AM) - Overall Peak Hour

All Classes (Lights, Articulated Trucks, Buses and Single-Unit Trucks, Pedestrians, Bicycles on Road, Bicycles on Crosswalk)

All Movements

ID: 1070458, Location: 41.819541, -87.704428, Site Code: Kedzie Avenue btw 40th Pl - 41st Street

Provided by: Fish Transportation Group Inc.
1950 N Washington Street, Suite 211,
Naperville, IL, 60563, US

[N] Kedzie Avenue

Total: 2018

In: 741 Out: 1277


741

[W] Corwith

Total: 99

In: 58 Out: 41

32
26



Out: 767 In: 1286
Total: 2053
[S] Kedzie Avenue