

Damen Avenue - Blue Island - TMC

Tue Jun 6, 2023

Full Length (1 PM-1 PM (+1))

All Classes (Lights, Articulated Trucks, Buses and Single-Unit Trucks, Pedestrians, Bicycles on Road, Bicycles on Crosswalk)

All Movements

ID: 1079437, Location: 41.848542, -87.675713

Provided by: Fish Transportation Group Inc.
1950 N Washington Street, Suite 211,
Naperville, IL, 60563, US

Leg Direction	Damen Avenue Southbound						Blue Island Avenue Westbound						Damen Avenue Northbound						Blue Island Avenue Eastbound						Int
	R	T	L	U	App	Ped*	R	T	L	U	App	Ped*	R	T	L	U	App	Ped*	R	T	L	U	App	Ped*	
2023-06-06 1:00PM	62	361	19	0	442	16	22	290	169	0	481	4	163	400	215	0	778	6	184	254	41	0	479	6	2180
2:00PM	73	429	9	0	511	13	22	564	214	0	800	7	159	499	201	0	859	1	194	266	43	0	503	3	2673
3:00PM	55	454	14	0	523	24	20	596	229	0	845	18	125	504	178	0	807	11	249	214	49	0	512	10	2687
4:00PM	68	509	17	0	594	20	6	729	286	0	1021	20	121	481	185	0	787	11	285	222	30	0	537	5	2939
5:00PM	80	447	12	0	539	7	19	676	254	0	949	9	119	475	210	0	804	4	186	181	35	0	402	5	2694
6:00PM	38	437	10	1	486	20	13	350	228	0	591	5	139	469	191	0	799	5	155	158	36	0	349	7	2225
7:00PM	21	397	11	0	429	14	10	172	150	0	332	6	99	293	125	0	517	2	133	132	24	0	289	3	1567
8:00PM	25	300	13	0	338	13	18	140	112	0	270	2	105	229	88	0	422	1	120	85	11	0	216	2	1246
9:00PM	24	246	5	0	275	19	5	91	78	1	175	4	88	223	124	0	435	2	81	85	19	0	185	1	1070
10:00PM	12	183	5	0	200	12	8	67	49	0	124	0	52	179	106	0	337	3	80	47	11	0	138	2	799
11:00PM	12	143	4	1	160	13	7	56	23	0	86	0	43	106	57	0	206	0	61	34	9	0	104	0	556
2023-06-07 12:00AM	6	73	1	1	81	5	3	38	24	0	65	0	31	68	43	0	142	0	26	20	2	0	48	0	336
1:00AM	6	50	2	0	58	0	4	17	12	0	33	1	24	43	31	1	99	0	16	13	2	0	31	0	221
2:00AM	1	44	8	0	53	1	2	21	13	0	36	0	26	27	29	0	82	0	27	23	3	0	53	1	224
3:00AM	3	66	5	0	74	0	3	19	19	0	41	2	72	53	43	0	168	0	58	47	15	1	121	0	404
4:00AM	8	96	13	0	117	7	5	34	29	0	68	6	84	82	70	0	236	2	94	71	33	0	198	2	619
5:00AM	7	153	6	0	166	7	4	57	61	0	122	5	153	328	183	0	664	3	106	127	35	0	268	3	1220
6:00AM	14	238	9	0	261	9	13	101	85	0	199	4	226	503	255	0	984	2	127	183	40	0	350	2	1794
7:00AM	22	304	12	0	338	10	12	239	130	0	381	22	360	654	271	0	1285	5	171	328	53	0	552	2	2556
8:00AM	47	365	14	0	426	13	16	260	135	0	411	20	320	538	258	0	1116	13	158	340	71	0	569	5	2522
9:00AM	32	292	18	0	342	23	16	194	127	0	337	12	252	496	237	0	985	6	132	269	55	0	456	7	2120
10:00AM	26	333	12	1	372	6	16	220	127	0	363	6	140	385	165	0	690	2	146	230	52	0	428	3	1853
11:00AM	33	334	14	0	381	17	23	276	153	0	452	13	172	371	197	0	740	1	182	249	47	0	478	2	2051
12:00PM	49	347	13	0	409	19	19	280	144	0	443	11	174	444	195	0	813	1	179	259	56	0	494	4	2159
Total	724	6601	246	4	7575	288	286	5487	2851	1	8625	177	3247	7850	3657	1	14755	81	3150	3837	772	1	7760	75	38715
% Approach	9.6%	87.1%	3.2%	0.1%	-	-	3.3%	63.6%	33.1%	0%	-	-	22.0%	53.2%	24.8%	0%	-	-	40.6%	49.4%	9.9%	0%	-	-	-
% Total	1.9%	17.1%	0.6%	0%	19.6%	-	0.7%	14.2%	7.4%	0%	22.3%	-	8.4%	20.3%	9.4%	0%	38.1%	-	8.1%	9.9%	2.0%	0%	20.0%	-	-
Lights	612	6290	213	4	7119	-	242	4896	2505	1	7644	-	2821	7497	3126	1	13445	-	2667	3272	648	1	6588	-	34796
% Lights	84.5%	95.3%	86.6%	100%	94.0%	-	84.6%	89.2%	87.9%	100%	88.6%	-	86.9%	95.5%	85.5%	100%	91.1%	-	84.7%	85.3%	83.9%	100%	84.9%	-	89.9%
Articulated Trucks	4	27	6	0	37	-	5	121	191	0	317	-	216	44	242	0	502	-	169	151	10	0	330	-	1186
% Articulated Trucks	0.6%	0.4%	2.4%	0%	0.5%	-	1.7%	2.2%	6.7%	0%	3.7%	-	6.7%	0.6%	6.6%	0%	3.4%	-	5.4%	3.9%	1.3%	0%	4.3%	-	3.1%
Buses and Single-Unit Trucks	104	271	25	0	400	-	36	463	155	0	654	-	209	305	288	0	802	-	311	405	114	0	830	-	2686
% Buses and Single-Unit Trucks	14.4%	4.1%	10.2%	0%	5.3%	-	12.6%	8.4%	5.4%	0%	7.6%	-	6.4%	3.9%	7.9%	0%	5.4%	-	9.9%	10.6%	14.8%	0%	10.7%	-	6.9%
Bicycles on Road	4	13	2	0	19	-	3	7	0	0	10	-	1	4	1	0	6	-	3	9	0	0	12	-	47
% Bicycles on Road	0.6%	0.2%	0.8%	0%	0.3%	-	1.0%	0.1%	0%	0%	0.1%	-	0%	0.1%	0%	0%	0%	-	0.1%	0.2%	0%	0%	0.2%	-	0.1%
Pedestrians	-	-	-	-	-	259	-	-	-	-	168	-	-	-	-	-	58	-	-	-	-	-	62	-	-
% Pedestrians	-	-	-	-	-	89.9%	-	-	-	-	94.9%	-	-	-	-	-	71.6%	-	-	-	-	-	82.7%	-	-
Bicycles on Crosswalk	-	-	-	-	-	29	-	-	-	-	9	-	-	-	-	-	23	-	-	-	-	-	13	-	-
% Bicycles on Crosswalk	-	-	-	-	-	10.1%	-	-	-	-	5.1%	-	-	-	-	-	28.4%	-	-	-	-	-	17.3%	-	-

*Pedestrians and Bicycles on Crosswalk. L: Left, R: Right, T: Thru, U: U-Turn

Damen Avenue - Blue Island - TMC

Tue Jun 6, 2023

Full Length (1 PM-1 PM (+1))

All Classes (Lights, Articulated Trucks, Buses and Single-Unit Trucks, Pedestrians, Bicycles on Road, Bicycles on Crosswalk)

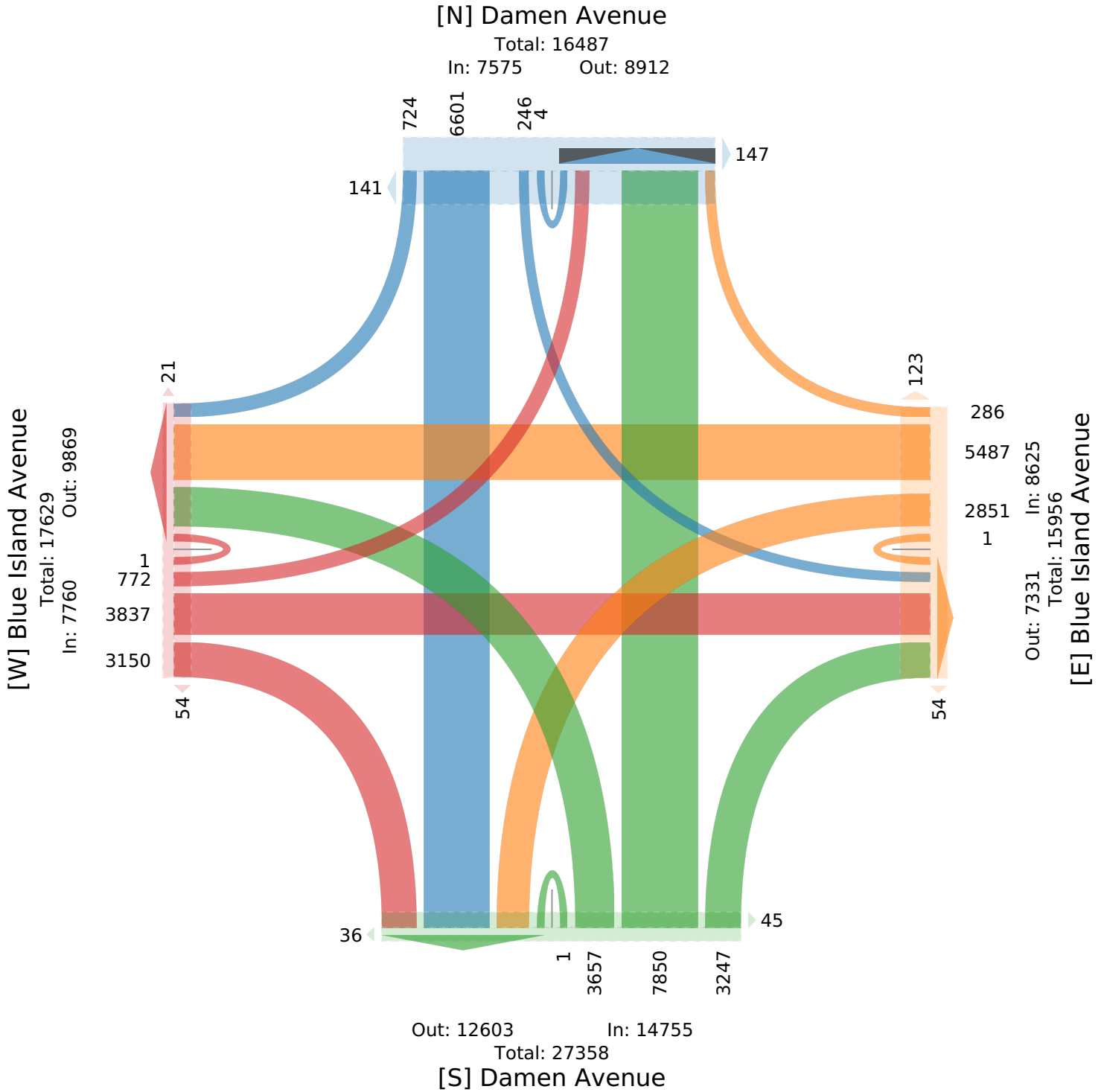
All Movements

ID: 1079437, Location: 41.848542, -87.675713

Provided by: Fish Transportation Group Inc.

1950 N Washington Street, Suite 211,

Naperville, IL, 60563, US



Damen Avenue - Blue Island - TMC

Provided by: Fish Transportation Group Inc.

Tue Jun 6, 2023

1950 N Washington Street, Suite 211,

PM Peak (Jun 06 2023 4PM - 5 PM) - Overall Peak Hour

Naperville, IL, 60563, US

All Classes (Lights, Articulated Trucks, Buses and Single-Unit Trucks, Pedestrians, Bicycles on Road, Bicycles on Crosswalk)

All Movements

ID: 1079437, Location: 41.848542, -87.675713

Leg Direction	Damen Avenue Southbound						Blue Island Avenue Westbound						Damen Avenue Northbound						Blue Island Avenue Eastbound						Int
Time	R	T	L	U	App	Ped*	R	T	L	U	App	Ped*	R	T	L	U	App	Ped*	R	T	L	U	App	Ped*	
2023-06-06 4:00PM	21	120	2	0	143	6	3	185	67	0	255	2	35	133	48	0	216	4	72	46	8	0	126	0	740
4:15PM	21	129	5	0	155	2	1	203	57	0	261	7	28	117	48	0	193	4	63	51	7	0	121	2	730
4:30PM	8	134	6	0	148	7	2	164	68	0	234	6	35	137	46	0	218	2	68	78	4	0	150	0	750
4:45PM	18	126	4	0	148	5	0	177	94	0	271	5	23	94	43	0	160	1	82	47	11	0	140	3	719
Total	68	509	17	0	594	20	6	729	286	0	1021	20	121	481	185	0	787	11	285	222	30	0	537	5	2939
% Approach	11.4%	85.7%	2.9%	0%	-	-	0.6%	71.4%	28.0%	0%	-	-	15.4%	61.1%	23.5%	0%	-	-	53.1%	41.3%	5.6%	0%	-	-	-
% Total	2.3%	17.3%	0.6%	0%	20.2%	-	0.2%	24.8%	9.7%	0%	34.7%	-	4.1%	16.4%	6.3%	0%	26.8%	-	9.7%	7.6%	1.0%	0%	18.3%	-	-
PHF	0.810	0.950	0.708	-	0.958	-	0.500	0.898	0.761	-	0.942	-	0.864	0.878	0.964	-	0.903	-	0.869	0.718	0.682	-	0.899	-	0.981
Lights	59	491	17	0	567	-	5	673	266	0	944	-	111	469	169	0	749	-	274	198	28	0	500	-	2760
% Lights	86.8%	96.5%	100%	0%	95.5%	-	83.3%	92.3%	93.0%	0%	92.5%	-	91.7%	97.5%	91.4%	0%	95.2%	-	96.1%	89.2%	93.3%	0%	93.1%	-	93.9%
Articulated Trucks	0	0	0	0	0	-	0	6	9	0	15	-	5	1	6	0	12	-	6	10	0	0	16	-	43
% Articulated Trucks	0%	0%	0%	0%	0%	-	0%	0.8%	3.1%	0%	1.5%	-	4.1%	0.2%	3.2%	0%	1.5%	-	2.1%	4.5%	0%	0%	3.0%	-	1.5%
Buses and Single-Unit Trucks	9	18	0	0	27	-	1	50	11	0	62	-	5	11	10	0	26	-	5	13	2	0	20	-	135
% Buses and Single-Unit Trucks	13.2%	3.5%	0%	0%	4.5%	-	16.7%	6.9%	3.8%	0%	6.1%	-	4.1%	2.3%	5.4%	0%	3.3%	-	1.8%	5.9%	6.7%	0%	3.7%	-	4.6%
Bicycles on Road	0	0	0	0	0	-	0	0	0	0	0	-	0	0	0	0	0	-	0	1	0	0	1	-	1
% Bicycles on Road	0%	0%	0%	0%	0%	-	0%	0%	0%	0%	0%	-	0%	0%	0%	0%	0%	-	0%	0.5%	0%	0%	0.2%	-	0%
Pedestrians	-	-	-	-	-	17	-	-	-	-	-	19	-	-	-	-	-	6	-	-	-	-	-	5	
% Pedestrians	-	-	-	-	-	85.0%	-	-	-	-	-	95.0%	-	-	-	-	-	54.5%	-	-	-	-	-	100%	-
Bicycles on Crosswalk	-	-	-	-	-	3	-	-	-	-	-	1	-	-	-	-	-	5	-	-	-	-	-	0	
% Bicycles on Crosswalk	-	-	-	-	-	15.0%	-	-	-	-	-	5.0%	-	-	-	-	-	45.5%	-	-	-	-	-	0%	-

* Pedestrians and Bicycles on Crosswalk. L: Left, R: Right, T: Thru, U: U-Turn

Damen Avenue - Blue Island - TMC

Tue Jun 6, 2023

PM Peak (Jun 06 2023 4PM - 5 PM) - Overall Peak Hour

All Classes (Lights, Articulated Trucks, Buses and Single-Unit Trucks, Pedestrians, Bicycles on Road, Bicycles on Crosswalk)

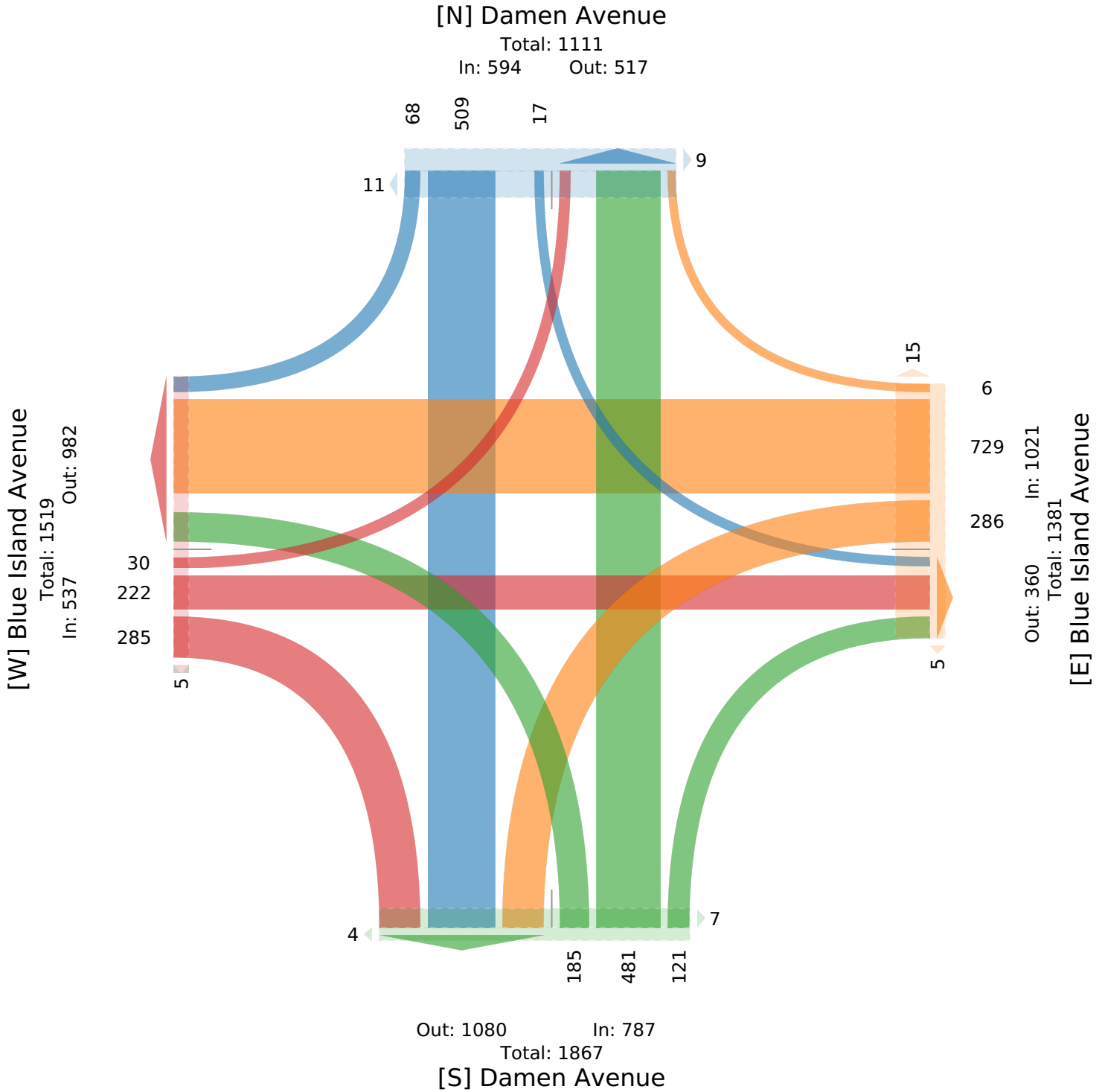
All Movements

ID: 1079437, Location: 41.848542, -87.675713

Provided by: Fish Transportation Group Inc.

1950 N Washington Street, Suite 211,

Naperville, IL, 60563, US



Damen Avenue - Blue Island - TMC

Wed Jun 7, 2023

AM Peak (Jun 07 2023 7:30AM - 8:30 AM)

All Classes (Lights, Articulated Trucks, Buses and Single-Unit Trucks, Pedestrians, Bicycles on Road, Bicycles on Crosswalk)

All Movements

ID: 1079437, Location: 41.848542, -87.675713

Provided by: Fish Transportation Group Inc.

1950 N Washington Street, Suite 211,

Naperville, IL, 60563, US

Leg Direction	Damen Avenue Southbound						Blue Island Avenue Westbound						Damen Avenue Northbound						Blue Island Avenue Eastbound						
Time	R	T	L	U	App	Ped*	R	T	L	U	App	Ped*	R	T	L	U	App	Ped*	R	T	L	U	App	Ped*	Int
2023-06-07 7:30AM	5	79	2	0	86	2	2	80	37	0	119	3	107	190	68	0	365	0	46	95	14	0	155	1	725
7:45AM	6	88	4	0	98	1	3	90	41	0	134	2	99	165	81	0	345	0	40	80	9	0	129	1	706
8:00AM	8	100	1	0	109	4	6	69	34	0	109	11	90	156	59	0	305	4	36	109	20	0	165	0	688
8:15AM	14	104	6	0	124	0	1	59	44	0	104	1	78	123	74	0	275	5	33	80	17	0	130	1	633
Total	33	371	13	0	417	7	12	298	156	0	466	17	374	634	282	0	1290	9	155	364	60	0	579	3	2752
% Approach	7.9%	89.0%	3.1%	0%	-	-	2.6%	63.9%	33.5%	0%	-	-	29.0%	49.1%	21.9%	0%	-	-	26.8%	62.9%	10.4%	0%	-	-	-
% Total	1.2%	13.5%	0.5%	0%	15.2%	-	0.4%	10.8%	5.7%	0%	16.9%	-	13.6%	23.0%	10.2%	0%	46.9%	-	5.6%	13.2%	2.2%	0%	21.0%	-	-
PHF	0.589	0.885	0.542	-	0.835	-	0.500	0.828	0.886	-	0.869	-	0.874	0.834	0.870	-	0.884	-	0.842	0.836	0.750	-	0.878	-	0.948
Lights	21	345	11	0	377	-	8	240	127	0	375	-	349	604	262	0	1215	-	126	312	55	0	493	-	2460
% Lights	63.6%	93.0%	84.6%	0%	90.4%	-	66.7%	80.5%	81.4%	0%	80.5%	-	93.3%	95.3%	92.9%	0%	94.2%	-	81.3%	85.7%	91.7%	0%	85.1%	-	89.4%
Articulated Trucks	0	2	0	0	2	-	0	13	19	0	32	-	13	5	6	0	24	-	16	16	0	0	32	-	90
% Articulated Trucks	0%	0.5%	0%	0%	0.5%	-	0%	4.4%	12.2%	0%	6.9%	-	3.5%	0.8%	2.1%	0%	1.9%	-	10.3%	4.4%	0%	0%	5.5%	-	3.3%
Buses and Single-Unit Trucks	12	21	2	0	35	-	4	45	10	0	59	-	12	25	14	0	51	-	13	33	5	0	51	-	196
% Buses and Single-Unit Trucks	36.4%	5.7%	15.4%	0%	8.4%	-	33.3%	15.1%	6.4%	0%	12.7%	-	3.2%	3.9%	5.0%	0%	4.0%	-	8.4%	9.1%	8.3%	0%	8.8%	-	7.1%
Bicycles on Road	0	3	0	0	3	-	0	0	0	0	0	-	0	0	0	0	0	-	0	3	0	0	3	-	6
% Bicycles on Road	0%	0.8%	0%	0%	0.7%	-	0%	0%	0%	0%	0%	-	0%	0%	0%	0%	0%	-	0%	0.8%	0%	0%	0.5%	-	0.2%
Pedestrians	-	-	-	-	-	7	-	-	-	-	-	17	-	-	-	-	-	6	-	-	-	-	-	3	-
% Pedestrians	-	-	-	-	-	100%	-	-	-	-	-	100%	-	-	-	-	-	66.7%	-	-	-	-	-	100%	-
Bicycles on Crosswalk	-	-	-	-	-	0	-	-	-	-	-	0	-	-	-	-	-	3	-	-	-	-	-	0	-
% Bicycles on Crosswalk	-	-	-	-	-	0%	-	-	-	-	-	0%	-	-	-	-	-	33.3%	-	-	-	-	-	0%	-

*Pedestrians and Bicycles on Crosswalk. L: Left, R: Right, T: Thru, U: U-Turn

Damen Avenue - Blue Island - TMC

Wed Jun 7, 2023

AM Peak (Jun 07 2023 7:30AM - 8:30 AM)

All Classes (Lights, Articulated Trucks, Buses and Single-Unit Trucks, Pedestrians, Bicycles on Road, Bicycles on Crosswalk)

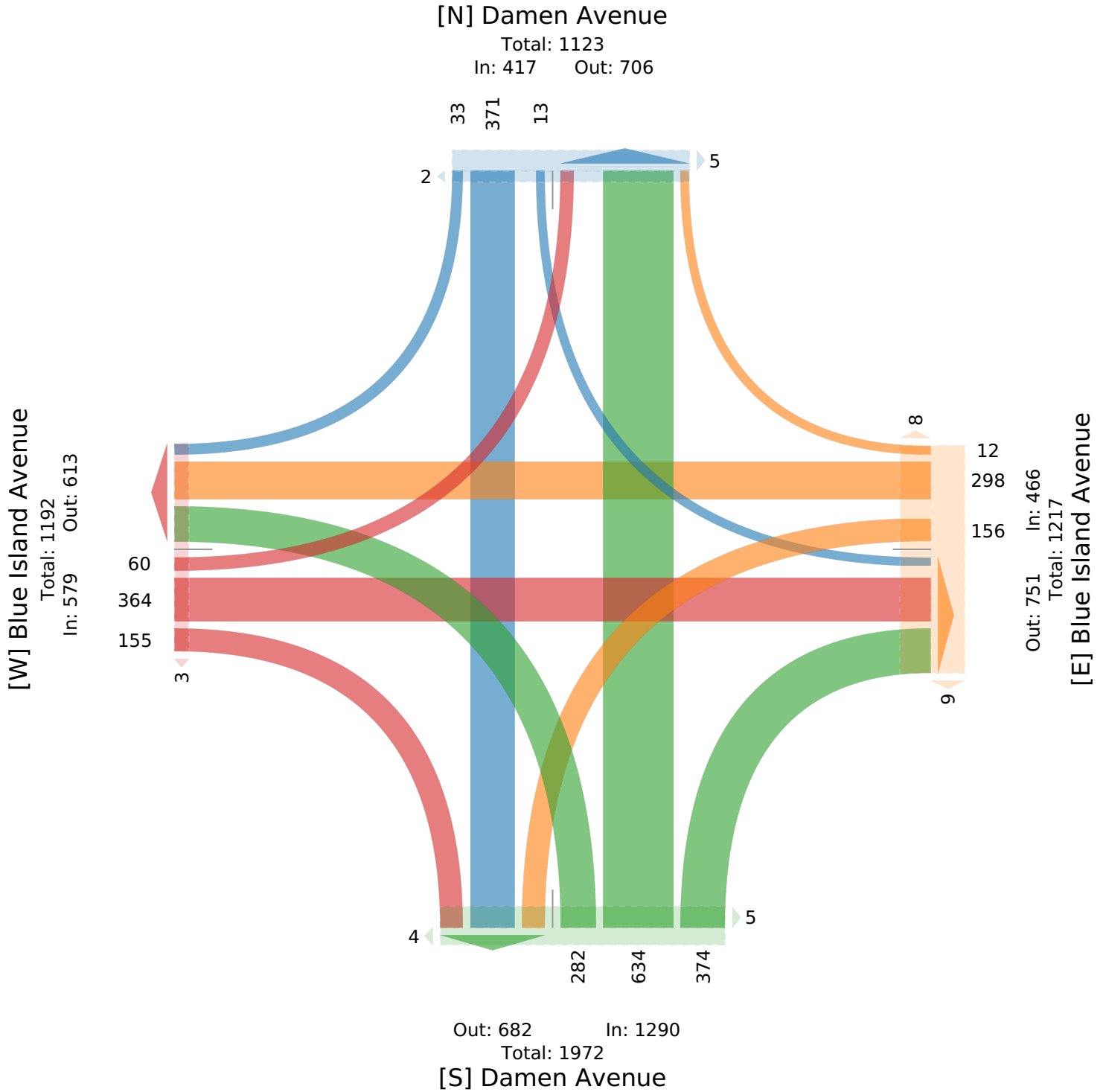
All Movements

ID: 1079437, Location: 41.848542, -87.675713

Provided by: Fish Transportation Group Inc.

1950 N Washington Street, Suite 211,

Naperville, IL, 60563, US



Damen Avenue - Blue Island - TMC

Wed Jun 7, 2023

Midday Peak (Jun 07 2023 11:45AM - 12:45 PM)

All Classes (Lights, Articulated Trucks, Buses and Single-Unit Trucks, Pedestrians, Bicycles on Road, Bicycles on Crosswalk)

All Movements

ID: 1079437, Location: 41.848542, -87.675713

Provided by: Fish Transportation Group Inc.

1950 N Washington Street, Suite 211,

Naperville, IL, 60563, US

Leg Direction	Damen Avenue Southbound						Blue Island Avenue Westbound						Damen Avenue Northbound						Blue Island Avenue Eastbound						
Time	R	T	L	U	App	Ped*	R	T	L	U	App	Ped*	R	T	L	U	App	Ped*	R	T	L	U	App	Ped*	Int
2023-06-07 11:45AM	8	82	5	0	95	9	3	75	44	0	122	6	44	107	66	0	217	0	44	63	16	0	123	1	557
12:00PM	10	81	4	0	95	2	7	78	40	0	125	2	58	94	41	0	193	1	47	58	17	0	122	0	535
12:15PM	15	89	2	0	106	3	1	57	27	0	85	4	33	135	51	0	219	0	43	59	14	0	116	3	526
12:30PM	8	80	1	0	89	8	8	82	43	0	133	4	39	113	57	0	209	0	44	77	14	0	135	0	566
Total	41	332	12	0	385	22	19	292	154	0	465	16	174	449	215	0	838	1	178	257	61	0	496	4	2184
% Approach	10.6%	86.2%	3.1%	0%	-	-	4.1%	62.8%	33.1%	0%	-	-	20.8%	53.6%	25.7%	0%	-	-	35.9%	51.8%	12.3%	0%	-	-	-
% Total	1.9%	15.2%	0.5%	0%	17.6%	-	0.9%	13.4%	7.1%	0%	21.3%	-	8.0%	20.6%	9.8%	0%	38.4%	-	8.2%	11.8%	2.8%	0%	22.7%	-	-
PHF	0.683	0.933	0.600	-	0.908	-	0.594	0.895	0.875	-	0.877	-	0.750	0.831	0.811	-	0.960	-	0.941	0.834	0.897	-	0.917	-	0.965
Lights	29	312	8	0	349	-	17	242	127	0	386	-	147	418	178	0	743	-	137	224	53	0	414	-	1892
% Lights	70.7%	94.0%	66.7%	0%	90.6%	-	89.5%	82.9%	82.5%	0%	83.0%	-	84.5%	93.1%	82.8%	0%	88.7%	-	77.0%	87.2%	86.9%	0%	83.5%	-	86.6%
Articulated Trucks	1	0	0	0	1	-	0	11	18	0	29	-	16	5	15	0	36	-	19	9	0	0	28	-	94
% Articulated Trucks	2.4%	0%	0%	0%	0.3%	-	0%	3.8%	11.7%	0%	6.2%	-	9.2%	1.1%	7.0%	0%	4.3%	-	10.7%	3.5%	0%	0%	5.6%	-	4.3%
Buses and Single-Unit Trucks	11	20	4	0	35	-	2	37	9	0	48	-	11	26	21	0	58	-	21	24	8	0	53	-	194
% Buses and Single-Unit Trucks	26.8%	6.0%	33.3%	0%	9.1%	-	10.5%	12.7%	5.8%	0%	10.3%	-	6.3%	5.8%	9.8%	0%	6.9%	-	11.8%	9.3%	13.1%	0%	10.7%	-	8.9%
Bicycles on Road	0	0	0	0	0	-	0	2	0	0	2	-	0	0	1	0	1	-	1	0	0	0	1	-	4
% Bicycles on Road	0%	0%	0%	0%	0%	-	0%	0.7%	0%	0%	0.4%	-	0%	0%	0.5%	0%	0.1%	-	0.6%	0%	0%	0%	0.2%	-	0.2%
Pedestrians	-	-	-	-	-	21	-	-	-	-	-	15	-	-	-	-	-	1	-	-	-	-	-	3	-
% Pedestrians	-	-	-	-	-	95.5%	-	-	-	-	-	93.8%	-	-	-	-	-	100%	-	-	-	-	-	75.0%	-
Bicycles on Crosswalk	-	-	-	-	-	1	-	-	-	-	-	1	-	-	-	-	-	0	-	-	-	-	-	1	-
% Bicycles on Crosswalk	-	-	-	-	-	4.5%	-	-	-	-	-	6.3%	-	-	-	-	-	0%	-	-	-	-	-	25.0%	-

* Pedestrians and Bicycles on Crosswalk. L: Left, R: Right, T: Thru, U: U-Turn

Damen Avenue - Blue Island - TMC

Wed Jun 7, 2023

Midday Peak (Jun 07 2023 11:45AM - 12:45 PM)

All Classes (Lights, Articulated Trucks, Buses and Single-Unit Trucks, Pedestrians, Bicycles on Road, Bicycles on Crosswalk)

All Movements

ID: 1079437, Location: 41.848542, -87.675713

Provided by: Fish Transportation Group Inc.

1950 N Washington Street, Suite 211,

Naperville, IL, 60563, US

